

**Center for Innovative Drug Development and Therapeutic Trials for Africa**

Date 22/02/19  
Ref No. CDT/260/19

To: World Bank-Financial Management Team  
Ethiopia Country Office  
Addis Ababa

*Yonas Fekadu* 03/03/19

Subject: **Submission of CDT-Africa progress Financial Report for the semi-annual period ended January 08,2019**

Attached here please find the financial reports for Center for Innovative Drug Development and Therapeutic Trials for Africa (CDT-Africa). The report consists of 1) Statement of Sources and Uses of Funds, 2) Uses of Funds breakdown, 3) Disbursement Linked Indicators (DLI), 4) Statement of Reimbursable Eligible Expenditure Programs (EEP), 6) Satetements of Financial position, and 5) account (Bank) statements with their reconciliation. The financial report includes externally generated revenues & expenditures for Center for Innovative Drug Development and Therapeutic Trials for Africa (CDT-Africa).

With regards,

*Dr. Abebaw Fekadu*  
**Dr. Abebaw Fekadu**  
**MD, PhD, MRCPsych**  
**Head, CDT-Africa**




CC:

- Budget and Finance Directorate- Addis Ababa University (AAU)
  - Chief Executive Director (CHS)
  - Chief Administrative and Business Development Directorate, AAU, College of Health Sciences (CHS)
  - Finance Office (CHS)
  - Finance Office, CDT-Africa Finance, (CHS)
- Addis Ababa




**CENTER FOR INNOVATIVE DRUG DEVELOPMENT AND THERAPEUTIC TRIALS FOR AFRICA (CDT- AFRICA), ADDIS ABABA UNIVERSITY**  
**AFRICA HIGHER EDUCATION CENTERS OF EXCELLENCE PROJECT (P151847-IDA57940)**  
**STATEMENT OF SOURCES & USES OF FUNDS (BIRR)**  
**FOR THE PERIOD ENDING JANUARY 08, 2019**

Source of Funds	Semi-Annual period Ending January 08, 2019	Cumulative For year End July 07, 2019
<b>OPENING CASH BALANCE (BBF)</b>		
Government Funds	-	-
World Bank IDA Funds	22,321,521.53	
Student Fees	-	
Others	-	
<b>TOTAL OPENING BALANCE-WORLD BANK FUND [A]</b>	<b>22,321,521.53</b>	
<b>ADD: RECEIPTS:</b>		
Government Funds	-	
World Bank IDA Funds	-	
Student Fees	-	
<b>EXTERNALLY GENERATED REVENUES : OPENING BALANCE</b>		
CDT-AFRICA- University of Sussex -BSMS (EndPoint project) Grant-1	8,150,121.70	
CDT-AFRICA-King's College London (ASSET Project) Grant-2	10,174,454.10	
CDT-AFR-CA-EDCTP-PROFORMA Grant-3	1,190,149.35	
CDT-AFRICA-EDCTP-EACCR-2 (Uganda Virus Research Institute) Grant-4	471,102.88	
CDT-AFRICA-EDCTP-EXIT-TB (TB-node) Grant-5	284,737.04	
<b>EXTERNALLY GENERATED REVENUES :TOTAL OPENING BALANCE (B)</b>	<b>20,270,565.07</b>	
<b>EXTERNALLY GENERATED REVENUES :CURRENT PERIOD RECEIPT</b>		
CDT-AFR-CA-EDCTP-PROFORMA Grant-3	212,538.52	
CDT-AFRICA-EDCTP-EXIT-TB Grant-7	5,031,778.11	
<b>EXTERNALLY GENERATED REVENUES :TOTAL CURRENT PERIOD RECEIPT (C)</b>	<b>5,244,316.63</b>	
Gain on exchange of foreign currency- The University of Sussex -BSMS (EndPoint project) Grant	209,369.80	
Gain on exchange of foreign currency-King's College London (ASSET Project) Grant	252,023.52	
Gain on exchange of foreign currency-EDCTP-PROFORMA Grant	3,342.87	
Gain on exchange of foreign currency-EACCR-2 (Uganda Virus Research Institute) Grant	10,753.36	
Gain on exchange of foreign currency-EXIT-TB (TB-node) Grant	5,234.43	
Loss on exchange of foreign currency-EDCTP-EXIT TB Grant	(13,019.34)	
<b>Total Gain on exchange of foreign currency (D)</b>	<b>467,704.64</b>	
<b>TOTAL EXTERNALLY GENERATED REVENUES [E] = B+C+D</b>	<b>25,982,586.34</b>	
(Gain on exchange of Foreign currency-WB FUND) Semi-Annual period ending January 08, 2019 [F] (note 6)	603,627.46	
<b>TOTAL FINANCING FROM WORLD BANK FUND [A+F]= G</b>	<b>22,925,148.99</b>	
<b>GRAND TOTAL FINANCING FROM WORLD BANK &amp; EXTERNALLY GENERATED REVENUES [E+G]=H</b>	<b>48,907,735.33</b>	



LESS: ACE Expenditure as per project Implementation plan

<b>EXPENDITURE CLASSIFICATION 1</b>			
<i>Well functioning CDT-Africa Consortium</i>			
<b>EXPENDITURE CLASSIFICATION 2</b>		1,330,090.88	
<i>Learning excellence</i>		-	
<b>EXPENDITURE CLASSIFICATION 3</b>		544,878.04	
<i>Research Excellence</i>		-	
<b>EXPENDITURE CLASSIFICATION 4</b>		-	
<i>Quality assurance</i>		678,381.48	
<b>EXPENDITURE CLASSIFICATION 5</b>		-	
<i>Strengthen education &amp; research capacity</i>		47,398.30	
<b>EXPENDITURE CLASSIFICATION 6</b>		-	
<i>Adhere to best financial management practice</i>		-	
<b>EXPENDITURE CLASSIFICATION 7</b>		-	
<i>Ensure best procurement practice</i>		-	
<b>TOTAL USE OF FUND BY COMPONENT-WORLD BANK FUND [I]</b>		<b>2,600,748.70</b>	
<b>EXPENDITURES ON EXTERNALLY GENERATED REVENUES</b>			
CDT-AFRICA-University of Sussex -BSMS (EndPoint project) Grant		1,681,964.50	
CDT-AFRICA-King's College London (ASSET Project) Grant		1,760,534.56	
CDT-AFRICA-EDCTP-EACCR-2 (Uganda Virus Research Institute) Grant		93,072.59	
CDT-AFRICA-EDCTP-EXIT-TB (TB-node) Grant		152,355.81	
CDT-AFRICA-EC-DTP-PROFORMA Grant		338,441.64	
CDT-AFRICA-EDCTP-EXIT-TB Grant		201,942.68	
<b>TOTAL EXPENDITURES ON EXTERNALLY GENERATED GRANT [J]</b>		<b>4,228,311.78</b>	
<b>GRAND TOTAL EXPENDITURES [I+J] = K</b>		<b>6,829,060.48</b>	
<b>GRAND TOTAL CLOSING BALANCE [H-K]</b>		<b>42,078,674.85</b>	
<b>Government Funds</b>			
WORLD BANK- IDA Funds (Balance on Foreign currency Birr Account)		19,301,144.07	
Receivables on Foreign currency Birr Account (Travel Advance) & Other Receivables (WORLD BANK FUND)		148,962.90	
Cash Balance on Designated Birr Account (WORLD BANK FUND)		888,528.76	
Payables on Designated Birr Account (WORLD BANK FUND)		(14,235.44)	
<b>TOTAL CLOSING CASH BALANCE (WORLD BANK FUND) [L]</b>		<b>20,324,400.29</b>	
<b>EXTERNALLY GENERATED REVENUES CLOSING CASH BALANCE</b>			
CDT-AFRICA-THE UNIVERSITY OF SUSSEX -BSMS (EndPoint project) Grant (Balance on Foreign currency Sub-Ledger Birr Account) on Jan. 08.2019		6,828,046.94	
CDT-AFRICA-KING'S COLLEGE LONDON-ASSET PROJECT Grant (Balance on Foreign currency Sub-Ledger Birr Account) on Jan.08.2019		8,332,354.60	
CDT-AFRICA-EDCTP-PROFORMA Project Grant (Balance on Foreign currency Sub-Ledger Birr/Account) Health & Safety		1,104,984.42	
CDT-AFRICA-EDCTP-THE EAST AFRICAN CONSORTIUM FOR CLINICAL RESEARCH-2 (EACCR-2) Grant- UVR (Balance on Foreign currency Sub-Ledger Birr Account) (EDCTP)		260,126.64	
CDT-AFRICA EDCTP-EXIT-TB (TB-node) Grant (Balance on Foreign currency Sub-Ledger Birr Account)		58,595.52	



CDT-AFRICA EDCTP-EXIT-TB Grant (Balance on Foreign currency Sub-Ledger Birr Account)		3,404,461.39	
Receivables on Foreign currency / Birr Account (Travel Advance) & Other Receivables (ENDPOINT PROJECT GRANT)		150,971.78	
Cash Balance on Designated Sub- Ledger Birr Account (ENDPOINT PROJECT GRANT)		198,823.28	
Payables on Designated Birr Account (ENDPOINT PROJECT GRANT)		(500,315.00)	
Receivables on Foreign currency / Birr Account (Travel Advance) & Other Receivables (ASSET PROJECT Grant)		237,109.00	
Cash Balance on Designated Birr Account (ASSET PROJECT Grant)		100,796.46	
Payables on Designated Birr Account (ASSET PROJECT Grant)		(4,317.00)	
Receivables on Foreign currency /Birr Account (Travel Advance) & Other Receivables (PROFORMA Grant)		-	
Cash Balance on Designated Birr Account (PROFORMA Grant)		262,604.68	
Payables on Designated Birr & EUR Account (PROFORMA Grant) to Endpoint project		(300,000.00)	
Receivables on Foreign currency / Birr Account (Travel Advance) & Other Receivables (EACCR-2 Grant)		-	
Cash Balance on Designated Sub- Ledger Birr Account (EACCR-2 Grant)		128,657.01	
Payables on Designated Birr Account (EACCR-2 Grant)		-	
Receivables on Foreign currency / Birr Account (Travel Advance) & Other Receivables (EXIT-TB- TB node Grant)		-	
Cash Balance on Designated Birr Account (EXIT-TB- TB node Grant)		79,020.14	
Payables on Designated Birr Account (EXIT-TB- TB node Grant)		-	
Receivables on Foreign currency / Birr Account (Travel Advance) & Other Receivables (EXIT-TB- Grant)		801,485.01	
Cash Balance on Designated Birr Account (EXIT-TB- Grant)		610,859.69	
Payables on Designated Birr Account (EXIT-TB Grant)		-	
<b>TOTAL EXTERNALLY GENERATED GRANT CLOSING CASH BALANCE [M]</b>		<b>21,754,274.56</b>	
<b>GRAND TOTAL CLOSING BALANCE [L+M]</b>		<b>42,078,674.85</b>	

Prepared by :

*Tesfaye Asefa,*



Senior Finance Officer, CDT-Africa  
College of Health Sciences, Addis Ababa University



CENTER FOR INNOVATIVE DRUG DEVELOPMENT AND THERAPEUTIC TRIALS FOR AFRICA (CDT- AFRICA), ADDIS ABABA UNIVERSITY  
AFRICA HIGHER EDUCATION CENTERS OF EXCELLENCE PROJECTB (P151847-IDA57940)  
USES OF FUNDS (BREAKDOWN IN BIRRI)-WORLD BANK FUND  
FOR THE PERIOD OF ENDING JANUARY 08,2019

1	EXPENDITURE CLASSIFICATION 1 Well functioning CDT-Africa Consortium	Semi-Annual Period Ending January 8,2019			Explanation of Variance	PAD/Life of Project in Birr	Revised PAD
		Planned Expenditure	Actual Expenditure	VARIANCE			
	1.1. Effect salary of existing and new staff of the Center	4,093,740.00	1,126,609.41	2,967,130.59	the budget is planned for one year	-	
	1.2 Setting up additional office spaces of the Center	2,456,244.00	111,992.04	2,344,251.96	the budget is planned for one year	-	
	1.3 Regularly update the Center's website	272,916.00	-	272,916.00	the budget is planned for one year	-	
	1.4 Host annual consortium meeting	600,415.20	46,769.44	553,645.76	the Budget is planned for one year	-	
	1.5 Vehicles Maintenance cost, Fuel & Lubricants	409,374.00	44,719.99	364,654.01	the Budget is planned for one year	-	
	<b>Sub Total</b>	<b>7,832,689.20</b>	<b>1,330,090.88</b>	<b>6,502,598.32</b>		-	
2	<b>EXPENDITURE CLASSIFICATION 2 Learning Excellence</b>						
	2.1 Learning facility upgrades	1,611,038.00	34,484.99	1,576,553.01	the budget is planned for one year	-	
	2.2 Delivery of short courses	1,501,038.00	-	1,501,038.00	the budget is planned for one year	-	
	2.3 Ongoing PhD students support	1,271,788.56	170,604.74	1,101,183.82	the budget is planned for one year	-	
	2.4 Enrolment of MSc & PhD students	5,403,736.80	264,082.31	5,139,654.49	the budget is planned for one year	-	
	2.5 Transport for students, research and country partner support	2,319,786.00	75,706.00	2,244,080.00	the budget is planned for one year	-	
	<b>Sub Total</b>	<b>12,107,387.36</b>	<b>544,878.04</b>	<b>11,562,509.32</b>		-	
3	<b>EXPENDITURE CLASSIFICATION 3 Research Excellence</b>						
	3.1 Initiate therapeutic innovation research projects, preferably linked to capacity building	2,729,160.00	-	2,729,160.00	the budget is planned for one year	-	
	3.2 Conduct confirmational pre-clinical study on promising herbal products	1,091,664.00	-	1,091,664.00	the budget is planned for one year	-	
	3.3 Support project development for external small grants	545,832.00	-	545,832.00	the budget is planned for one year	-	
	3.4 Conduct clinical trials	10,916,640.00	-	10,916,640.00	the budget is planned for one year	-	
	3.5 Publish research finding in reputable journals	272,916.00	-	272,916.00	the budget is planned for one year	-	
	<b>Sub Total</b>	<b>15,556,212.00</b>	-	<b>15,556,212.00</b>		-	
4	<b>EXPENDITURE CLASSIFICATION 4 Quality Assurance</b>						
	4.1 Quality benchmarking	1,637,496.00	678,381.48	959,114.52	the budget is planned for one year	-	
	4.2 Capacity building for key faculty and benchmarking	3,411,450.00	-	3,411,450.00	the budget is planned for one year	-	
	4.3 Host scientific advisory board and public advisory board meeting	415,514.61	-	415,514.61	the budget is planned for one year	-	
	4.4 Monitoring and evaluation	272,916.00	-	272,916.00	the budget is planned for one year	-	



	4.5 Obtaining national accreditation	450,311.40	-	450,311.40	the budget is planned for one year	-
	<i>Sub Total</i>	<b>6,187,688.01</b>	<b>678,381.48</b>	<b>5,509,306.53</b>		-
<b>5</b>	<b>EXPENDITURE CLASSIFICATION 5 Strengthen education and research capacity</b>					
	5.1 Support faculty to submit four major grant applications	286,561.80	47,398.30	239,163.50	the budget is planned for one year	-
	5.2 Raise revenue from external sources	68,229.00	-	68,229.00	the budget is planned for one year	-
	<i>Sub Total</i>	<b>354,790.80</b>	<b>47,398.30</b>	<b>307,392.50</b>		-
<b>6</b>	<b>EXPENDITURE CLASSIFICATION 6 Adhere to best financial management practice</b>					
	6.1 Prepare and submit annual financial report	28,656.18	-	28,656.18	the budget is planned for one year	-
	6.2 Ensure transparency in financial management by uploading budget, annual work plan, audit reports, financial management plan, etc on the web	11,462.47	-	11,462.47	the budget is planned for one year	-
	6.3 Ensure internal audit oversight	28,656.18	-	28,656.18	the budget is planned for one year	-
	<i>Sub Total</i>	<b>68,774.83</b>	-	<b>68,774.83</b>		-
<b>7</b>	<b>EXPENDITURE CLASSIFICATION 7 Ensure best procurement practice</b>					
	7.1 Undertake third-party procurement processes verification	28,656.18	-	28,656.18	the budget is planned for one year	-
	7.2 Ensure timeliness of procurement process	90,062.28	-	90,062.28	the budget is planned for one year	-
	<i>Sub Total</i>	<b>118,718.46</b>	-	<b>118,718.46</b>		-
	<i>Total</i>	<b>42,226,260.66</b>	<b>2,600,748.70</b>	<b>39,625,511.96</b>		-
	<i>Contingency (5%)</i>	<b>77,159.75</b>	-	<b>77,159.75</b>		-
	<b>GRAND TOTAL USE &amp; PLANNED FUNDS</b>	<b>42,303,420.41</b>	<b>2,600,748.70</b>	<b>39,702,671.71</b>		-

Prepared by:



Tesfaye Asefa,

Senior Finance Officer, CDT-Africa

College of Health Sciences, Addis Ababa University



Dr. Abebaw Fekadu  
MD, PhD, MRCPsych  
Head, CDT-Africa



CENTER FOR INNOVATIVE DRUG DEVELOPMENT AND THERAPEUTIC TRIALS FOR AFRICA (CDT- AFRICA), ADDIS ABABA UNIVERSITY  
 AFRICA HIGHER EDUCATION CENTERS OF EXCELLENCE PROJECT (P151847-IDA57940)  
 STATEMENT OF REIMBURSABLE ELIGIBLE EXPENDITURE PROGRAMS (EEPs)-in ET Birr  
 FOR THE PERIOD OF ENDING JANUARY 08,2019

	Commulative End of July 07,2018	SEMI-ANNUAL PERIOD ENDING JANUARY 08,2019	COMMULATIVE PAD/LIFE OF PROJECT
ELIGIBLE EXPENDITURE PROGRAM (EEPs)			
<b>EEP1: Salaries of College of Health Sceinces, Addi Ababa University</b>	260,175,428.66	100,416,846.57	-
<b>EEP2: Non-procurable Expenditure as defined in financing Agreement</b>	-	-	-
<b>TOTAL EEPs</b>	<b>260,175,428.66</b>	<b>100,416,846.57</b>	<b>-</b>

Prepared by :



Tesfaye Asefa,  
 Senior Finance Officer, CDT-Africa  
 College of Health Sciences, Addis Ababa University

Approved by:



Dr. Abebaw Fekadu  
 MD, PhD, MRCPsych  
 Head, CDT-Africa



CENTER FOR INNOVATIVE DRUG DEVELOPMENT AND THERAPEUTIC TRIALS FOR AFRICA (CDT- AFRICA), ADDIS ABABA UNIVERSITY

AFRICA HIGHER EDUCATION CENTERS OF EXCELLENCE PROJECTB (P151847-IDA57940)

DISBURSEMENT LINKED INDICATORS REPORT IN USD

FOR THE SEMI-ANNUAL PERIOD ENDING JANUARY 08, 2019

DISBURSEMENT LINKED INDICATORS	ACTION TO BE COMPLETED	STATUS OF ACTION COMPLETION	AMOUNT ALLOTTED	AMOUNT DISBURSED	UNDISBURSED BALANCE
DLI1: Institutional readiness	DLR 1.1: Signing of the Performance and Funding Agreements and establishment of the National Steering Committee	Completed	600,000.00	600,000.00	-
	DLR 1.2: Development of the Project Implementation Plan	Completed	500,000.00	500,000.00	-
DLI2: Excellence in Education and Research capacity and Development Impact	DLR 2.1: Timely implementation of Annual Work plan programs	75.80%	500,000.00	-	500,000.00
	DLR 2.2: <b>Newly enrolled students in the ACE of which at least 20% must be regional African students:</b> [New Masters Students: 2016-2019 -78 National: 38 males & 40 females -19 Regional: 10 males & 9 females New PhD Students: 2015-2018 -26 National: 14 males & 12 females -7 Regional: 3 males & 4 females New Short-term Students: 2015-2018 -81 National: 30 males & 51 females -21 Non-National: 5 males & 16 females No of Master's student who completed: -59 National: 26 males & 33 females -14 Regional: 7 males & 7 females No of approved PhD proposals -14 National: 8 males & 6 females -5 Regional: 3 males & 2 females]	New MSc: 26 - 21 national (11 male, 10 female) - 5 regional (3 Female, 2 male) enrolled New PhD: 6: - 6 national (2 Female) enrolled. New short-term students: 20 (10 Female)	1,200,000.00	-	1,200,000.00
DLI2: Excellence in Education and Research capacity and Development Impact	DLR 2.3: Quality accreditation for education programs -National Accreditations -International Accreditation	National Accreditation for 01 Program (MSc in Clinical Trials)	600,000.00	-	600,000.00
	DLR 2.4: Partnerships for collaboration in applied research and training -4 MoU with public institution/civic society -2 MoUs with private instruction	01 MoU Signed with public Institution	200,000.00	-	200,000.00





DLI 3: Timely, transparent and institutionally reviewed Financial Management	DLR 2.5:	Peer-reviewed journal papers or peer-reviewed conference papers prepared collaboratively with national, regional or international co-authors	18 Peer Reviewed Journal Papers.	300,000.00	-	300,000.00
	DLR 2.6:	Faculty and PhD student exchanges to promote regional research and teaching collaborations - 20 International exchanges - 30 Regional exchanges - 8 National exchanges	None	500,000.00	-	500,000.00
	DLR 2.7:	- External revenue generation - Regional revenue forecast - \$450,000	164,252.53 Euro	900,000.00	-	900,000.00
	DLR 2.8:	Institution participating in benchmarking exercise	None	100,000.00	-	100,000.00
	DLR 3.1:	Timely withdrawal applications supported by interim unaudited financial reports	Interim unaudited financial report were prepared & sent to the world bank-financial management team- Ethiopia country office	75,000.00	-	75,000.00
	DLR 3.2:	Functioning audit committee	-	75,000.00	-	75,000.00
	DLR 3.3:	Functioning Internal Audit Unit	-	75,000.00	-	75,000.00
	DLR 3.4:	Transparency of Financial Management (Audited Reports, interim unaudited financial reports, budgets, and annual work programs all are web accessible)	The project Audit has completed for the year ended July 2018	75,000.00	-	75,000.00
DLI 4: Timely and audited Procurement	DLR 4.1:	Timely procurement audit report	-	150,000.00	-	150,000.00
	DLR 4.2:	Timely and satisfactory procurement progress report	-	150,000.00	-	150,000.00
TOTAL				6,000,000.00	1,100,000.00	4,900,000.00

Prepared by :




Dr. Abeb Appreted by  
MD, PhD, MRCPsych  
Head, CDT-Africa



CENTER FOR INNOVATIVE DRUG DEVELOPMENT AND THERAPEUTIC TRIALS FOR AFRICA  
(CDT- AFRICA), ADDIS ABABA UNIVERSITY  
AFRICA HIGHER EDUCATION CENTERS OF EXCELLENCE PROJECT (P151847-IDA57940)  
**STATEMENT OF FINANCIAL POSITION**  
AS OF JANUARY 08,2019

	<u>Note</u>	<u>Currency: ETB</u>
<b>ASSETS</b>		
<b>CURRENT ASSETS</b>		
Cash at banks	1	41,559,013.60
Debtors and prepayments	2	538,528.69
<b>TOTAL ASSETS</b>		<u><b>42,097,542.29</b></u>
<b>CURRENT LIABILITIES</b>		
<b>PAYABLES</b>	3	<u>18,867.44</u>
<b>REPRESENTED BY</b>		
<b>FUND BALANCE</b>	4	
IDA		20,324,400.29
Kings College London (ASSET)		8,665,943.06
The University of Sussex, Brighton (ENDPOINT)		6,677,527.00
Karolinska Institutet , Stockholm (PROFORMA)		1,067,589.10
EDCTP-Uganda Virus Research Institute (EACCR2)		388,783.65
EDCTP-National Institute for Medical Resemaliki ,Tanzania (TB node)		137,615.66
EDCTP- EXIT TB Project		4,816,816.09
<b>TOTAL FUND BALABCE</b>		<u><b>42,078,674.85</b></u>
<b>TOTAL LIABILITIES &amp; FUND</b>		<u><b>42,097,542.29</b></u>



CENTER FOR INNOVATIVE DRUG DEVELOPMENT AND THERAPEUTIC TRIALS FOR AFRICA  
(CDT- AFRICA), ADDIS ABABA UNIVERSITY  
AFRICA HIGHER EDUCATION CENTERS OF EXCELLENCE PROJECT (P151847-IDA57940)  
NOTES TO FINNICAL STATEMENTS  
AS OF JANUARY 08,2019

**Currency: ETB**

**NOTE**

**1 CASH AT BANK**

Designated Account-NBE	19,301,144.07
Donors Account balance-NBE	19,988,569.51
NBE-Birr Account	2,269,300.02
	<b>41,559,013.60</b>

**2 DEBTORS AND PREPAYMENTS**

Advances to Staff	206,122.99
Purchases Advance	273,249.90
	59,155.80
	<b>538,528.69</b>

**3 PAYBLES**

Salary payable	4,317.00
Due to staff	315.00
Retention payable	14,235.44
	<b>18,867.44</b>

**4 SOURCE OF FUNDS**

**IDA**

Current period gains on exchange	603,627.46
Less: current period expenditures	(2,600,748.70)
Add: Fund balance July 08,2018	22,321,521.53
	<b>20,324,400.29</b>

IDA Fund balance on January 08,2019

**ASSET (Kings' college London)**

Current period gains on exchange	252,023.52
Less: current period expenditures	(1,760,534.56)
Add: Fund balance July 08,2018	10,174,454.10
	<b>8,665,943.06</b>

ASSET- Fund balance on January 08,2019

**BSMS (Endpoint)**

Current period gains on exchange	209,369.80
Less: current period expenditures	(1,681,964.50)
Add: Fund balance July 08,2018	8,150,121.70
	<b>6,677,527.00</b>

ENDPOINT Fund balance on January 08,2019

**EDCTP-Karolinska Institute (PROFORMA)**

Current period Fund deposited	212,538.52
Current period gains on exchange	3,342.87
Less: current period expenditures	(338,441.64)
Add: Fund balance July 08,2018	1,190,149.35
	<b>1,067,589.10</b>

PROFORMA Fund balance on January 08,2019



CENTER FOR INNOVATIVE DRUG DEVELOPMENT AND THERAPEUTIC TRIALS FOR AFRICA  
(CDT- AFRICA), ADDIS ABABA UNIVERSITY  
AFRICA HIGHER EDUCATION CENTERS OF EXCELLENCE PROJECT (P151847-IDA57940)  
NOTES TO FINNCIAL STATEMENTS  
AS OF JANUARY 08,2019

**Currency: ETB**

**EDCTP-Uganda Virus Research Institute (EACCR2)**

Current period gains on exchange	10,753.36
Less: current period expenditures	(93,072.59)
Add: Fund balance July 08,2018	471,102.88
EACCR2 Fund balance on January 08,2019	<b><u>388,783.65</u></b>

**EDCTP-EXIT TB-TB node**

Current period gains on exchange	5,234.43
Less: current period expenditures	(152,355.81)
Add: Fund balance July 08,2018	284,737.04
EXIT TB TB node Fund balance on January 08,2019	<b><u>137,615.66</u></b>

**EDCTP-EXIT TB**

Current period Fund deposited	5,031,778.11
Current period loss on exchange	(13,019.34)
Less: current period expenditures	(201,942.68)
Add: Fund balance July 08,2018	-
EXIT TB Fund balance on January 08,2019	<b><u>4,816,816.09</u></b>



CENTER FOR INNOVATIVE DRUG DEVELOPMENT AND THERAPEUTIC TRIALS FOR AFRICA  
(CDT- AFRICA), ADDIS ABABA UNIVERSITY  
AFRICA HIGHER EDUCATION CENTERS OF EXCELLENCE PROJECT (P151847-IDA57940)  
STATEMENT OF SOURCE & USES OF FUNDS (FUND BALANCE STATEMENT)  
FOR THE PERIOD ENDED JANUARY 08,2019

**Currency: ETB**

**SOURCES**

**1. MAIN**

IDA Credit	-
Current period gains on exchange	603,627.46

**2. OTHER (Grant from Donors)**

**ASSET (Kings' college London)**

Current period gains on exchange	252,023.52
----------------------------------	------------

**Endpoint (BSMS)**

Current period gains on exchange	209,369.80
----------------------------------	------------

**EDCTP-Karolinska Institute (PROFORMA)**

Current period Fund deposited	212,538.52
Current period gains on exchange	3,342.87

**EDCTP-Uganda Virus Research Institute (EACCR2)**

Current period gains on exchange	10,753.36
----------------------------------	-----------

**EDCTP-EXIT TB-TB node**

Current period gains on exchange	5,234.43
----------------------------------	----------

**EDCTP-EXIT TB**

Current period Fund deposited	5,031,778.11
Current period loss on exchange	(13,019.34)

Total Source Of Funds	6,315,648.73
-----------------------	--------------

**USES**

**EXPENDITURE CLASSIFICATION (IDA FUND)**

Well functioning CDT-Africa Consortium	1,330,090.88
Learning excellence	544,878.04
Research Excellence	-
Quality Assurance	678,381.48
Strengthen education & research capacity	47,398.30
Adhere to best financial management practice	-
Ensure best procurement practice	-
Total Expenditure on IDA FUND	<b>2,600,748.70</b>

**EXPENDITURE ON OTHER GRANTS**

CDT-AFRICA-University of Sussex -BSMS (EndPoint project) Grant	1,681,964.50
CDT-AFRICA-King's College London (ASSET Project) Grant	1,760,534.56
CDT-AFRICA-EDCTP-EACCR-2 (Uganda Virus Rsearch Institute) Grant	93,072.59
CDT-AFRICA-EDCTP-EXIT-TB (TB-node) Grant	152,355.81
CDT-AFRICA-ECDTP-PROFORMA Grant	338,441.64
CDT-AFRICA-EDCTP-EXIT-TB Grant	201,942.68
Sub-Total	<b>4,228,311.78</b>
GRAND TOTAL EXPENDITURE	<b>6,829,060.48</b>

EXCESS OF USES OVER SOURCES **(513,411.75)**

FUND BALANCE BROUGHT FORWARD (IDA & OTHER GRANT) **42,592,086.60**

FUND BALANCE CARRIED FORWARD **42,078,674.85**




**ADDIS ABABA UNIVERSITY**  
**CDT-AFRICA**  
**Account Reconciliation in USD & its Equivalent**  
**Account Number 0100171300038**

Account Code 4102-01

As of January 08, 2019

Date	Reference	in USD			Equivalent in ETB		
		Debit	Credit	Balance	Debit	Credit	Balance
08-07-18	Opening Balance	795,241.36	-	<b>795,241.36</b>	21,699,432.89	-	<b>21,699,432.89</b>
19-07-18	PV# 129826		1,500.00	793,741.36		41,428.65	21,658,004.24
24-07-18	PV# 129827		2,840.00	790,901.36		78,854.87	21,579,149.37
24-07-18	PV# 129828		16.39	790,884.97		452.68	21,578,696.69
26-07-18	PV# 129829		14.20	790,870.77		394.27	21,578,302.42
03-09-18	PV# 129831		660.00	790,210.77		18,419.81	21,559,882.61
04-09-18	PV# 129832		1,030.00	789,180.77		28,740.19	21,531,142.42
04-09-18	PV# 129833		8.45	789,172.32		235.80	21,530,906.62
08-10-18	PV# 129834		50,000.00	739,172.32		1,381,990.00	20,148,916.62
09-11-18	PV# 129835		640.00	738,532.32		18,048.38	20,130,868.24
09-11-18	PV# 129836		640.00	737,892.32		18,048.38	20,112,819.86
12-11-18	PV# 129837		427.00	737,465.32		11,617.69	20,101,202.17
12-11-18	PV# 129838		2.13	737,463.19		60.08	20,101,142.09
12-11-18	PV# 129839		6.40	737,456.79		180.48	20,100,961.61
28-12-18	PV# 129840		50,000.00	687,456.79		1,403,445.00	18,697,516.61
08-01-19	IV# 0941059		-	-	603,627.46		
<b>Ending Balance as of January 08, 2019</b>		<b>795,241.36</b>	<b>107,784.57</b>	<b>687,456.79</b>	<b>22,303,060.35</b>	<b>3,001,916.28</b>	<b>19,301,144.07</b>



Account Number 01000171300042

Account Code 4102-06-02 EDCTP (EXIT-TB Grant)

As of January 08, 2019

Date	Reference	in USD			Equivalent in ETB		
		Debit	Credit	Balance	Debit	Credit	Balance
08-07-18	Opening balance	-	-	-	-	-	-
11-10-18	RV# 969702	157,459.08	-	157,459.08	5,031,778.11	-	5,031,778.11
19-10-18	PV# 77851		50,000.00	107,459.08		1,577,190.00	3,454,588.11
19-10-18	PV# 77853		740.00	106,719.08		23,956.69	3,430,631.42
22-10-18	PV# 77854		400.00	106,319.08		12,869.08	3,417,762.34
23-10-18	PV# 77855		5.03	106,314.05		161.83	3,417,600.51
23-10-18	PV# 77856		3.70	106,310.35		119.78	3,417,480.73
08-01-19	JV# 0941060					13,019.34	3,404,461.39
<b>Ending Balance as of January 08, 2019</b>		<b>157,459.08</b>	<b>51,148.73</b>	<b>106,310.35</b>	<b>5,031,778.11</b>	<b>1,627,316.72</b>	<b>3,404,461.39</b>



**ADDIS ABABA UNIVERSITY**  
**CDT-AFRICA**

Account Reconciliation in USD & its Equivalent  
Account Number 0100171300038

Account Code 4102-03 The University of Sussex-BSMS (Endpoint project Grant)  
As of January 08, 2019

Date	Reference	in USD		Balance	Equivalent in ETB		
		Debit	Credit		Debit	Credit	Balance
08-07-18	Opening balance	292,260.71	-	292,260.71	7,974,801.09	-	7,974,801.09
08-10-18	PV# 129852		50,000.00	242,260.71		1,381,990.00	6,592,811.09
08-01-19	RV# 969666		935.40	243,196.11		25,925.85	6,618,736.94
08-01-19	JV# 0941059			243,196.11		209,310.00	6,828,046.94
<b>Ending Balance as of January 08, 2019</b>		<b>293,196.11</b>	<b>50,000.00</b>	<b>243,196.11</b>	<b>8,210,036.94</b>	<b>1,381,990.00</b>	<b>6,828,046.94</b>






**ADDIS ABABA UNIVERSITY**  
**CDT-AFRICA**  
**Account Reconciliation in Euro & its Equivalent**  
**Account Number 0100171300042**  
**Account Code 4102-04 EDCTP (PROFORMA) Grant**

As of January 08,2019

Date	Reference	in USD			Equivalent in ETB		
		Debit	Credit	Balance	Debit	Credit	Balance
08-07-18	Opening Balance	38,533.55	-	38,533.55	1,230,407.08	-	1,230,407.08
19-10-18	PV# 77801	-	10,000.00	28,533.55	-	315,438.00	914,969.08
19-10-18	PV# 77802	-	821.90	27,711.65	-	25,925.85	889,043.23
14-11-18	RV# 969703	6,793.45	-	34,505.10	212,538.52	-	1,101,581.75
08-01-19	JV# 0941060				3,402.67		1,104,984.42
<b>Ending Balance as of January 08, 2019</b>		<b>45,327.00</b>	<b>10,821.90</b>	<b>34,505.10</b>	<b>1,446,348.27</b>	<b>341,363.85</b>	<b>1,104,984.42</b>


**ADDIS ABABA UNIVERSITY**  
**CDT-AFRICA**  
**Account Reconciliation in USD & its Equivalent**  
**Account Number 0100171300038**

**Account Code 4102-05 EDCTP (Uganda Virus Research Institute) Grant**  
**As of January 08,2019**

Date	Reference	in USD			Equivalent in ETB		
		Debit	Credit	Balance	Debit	Credit	Balance
08-07-18	Opening balance	17,264.99	-	17,264.99	471,102.88	-	471,102.88
19-10-18	PV# 77901		8,000.00	9,264.99		221,729.60	249,373.28
08-01-19	JV# 0941059				10,753.36		260,126.64
<b>Ending Balance as of January 08, 2019</b>		<b>17,264.99</b>	<b>8,000.00</b>	<b>9,264.99</b>	<b>481,856.24</b>	<b>221,729.60</b>	<b>260,126.64</b>


**ADDIS ABABA UNIVERSITY**  
**CDT-AFRICA**

Account Reconciliation in USD & its Equivalent  
Account Number 0100171300038

Account Code 4102-06 EDCTP (EXIT-TB (TB-node) Grant  
As of January 08, 2019

Date	Reference	in USD			Equivalent in ETB		
		Debit	Credit	Balance	Debit	Credit	Balance
08-07-18	Opening balance	10,435.05	-	10,435.05	284,737.04	-	284,737.04
19-10-18	PV# 77852		8,348.04	2,087.01		231,375.95	53,361.09
08-01-19	JV# 0941059				5,234.43		58,595.52
<b>Ending Balance as of January 08, 2019</b>		<b>10,435.05</b>	<b>8,348.04</b>	<b>2,087.01</b>	<b>289,971.47</b>	<b>231,375.95</b>	<b>58,595.52</b>



**ADDIS ABABA UNIVERSITY**  
**CDT-AFRICA**  
**Account Reconciliation in Euro & Its Equivalent**  
**Account Number 0100171300042**  
**Account Code 4102-06-02 EDCTP (EXIT-TB Grant)**  
**As of January 08, 2019**

Date	Reference	in USD			Equivalent in ETB		
		Debit	Credit	Balance	Debit	Credit	Balance
08-07-18	Opening balance	-	-	-	-	-	-
11-10-18	RV# 969702	157,459.08	-	157,459.08	5,031,778.11	-	5,031,778.11
19-10-18	PV# 77851		50,000.00	107,459.08		1,577,190.00	3,454,588.11
19-10-18	PV# 77853		740.00	106,719.08		23,956.69	3,430,631.42
22-10-18	PV# 77854		400.00	106,319.08		12,869.08	3,417,762.34
23-10-18	PV# 77855		5.03	106,314.05		161.83	3,417,600.51
23-10-18	PV# 77856		3.70	106,310.35		119.78	3,417,480.73
08-01-19	JV# 0941060					13,019.34	3,404,461.39
<b>Ending Balance as of January 08, 2019</b>		<b>157,459.08</b>	<b>51,148.73</b>	<b>106,310.35</b>	<b>5,031,778.11</b>	<b>1,627,316.72</b>	<b>3,404,461.39</b>



**AAU-CHS-CDT AFRICA 0100171040208 TA**  
**General Ledger Trial Balance**  
**As of 8 Jan 2019**

Filter Criteria includes: Report order is by ID. Report is printed in Detail Format.

Account ID	Account Description	Debit Amt	Credit Amt
1489	Foreign Exchange Gain/loss		603,627.46
1489-02 ASSET	Foreign exch. Gain/loss-ASSET		252,023.52
1489-03 Endpoin	Foreign Exch.gain/loss-Endpoint		209,369.80
1489-04 PROFORM	Foreign Exch.gain/loss-PROFORM		3,342.87
1489-05 EACCR2	Foreign Exch.Gain/loss-EACCR2		10,753.36
1489-06 EXIT-TB	Foreign Exch. Gain/loss-EXIT-T		5,234.43
1489-06-02 EXTB	Foreign exch. gain/loss-EXITB	13,019.34	
2399-04 PROFORM	Grant from EDCTP-PROFORMA		212,538.52
2399-06-02EXITB	Grant from NIMR-EDCTP EXIT TB		5,031,778.11
4102	Cash at Bank US\$ IDA WB Grant	19,301,144.07	
4102-02 ASSET	Cash at Bank USD Kings' colleg	8,332,354.60	
4102-03 EnDPOIN	Cash at Bank USD BSMS	6,828,046.94	
4102-04 PROFORM	Cash at Bank-EDCTP PROFORMA	1,104,984.42	
4102-05 EACCR2	Cash at Bank USD UVRI Grant	260,126.64	
4102-06 EXIT TB	Cash at Bank USD NIMR	58,595.52	
4102-06-02EXITB	Cash at Bank EDCTP EXIT TB	3,404,461.39	
4103	Cash at Bank Birr Account	888,528.76	
4103-02 ASSET	Cash at Bank Birr Account-ASSET	102,236.46	
4103-03 EndPoin	Cash at Bank Birr Acc-EndPoint	197,383.28	
4103-04 PROFORM	Cash at Bank birr account-PROF	262,604.68	
4103-05 EACCR2	Cash at Bank EACCR2	128,657.01	
4103-06 EXIT-TB	Cash at Bank birr acc EXTB nod	79,020.14	
4103-06-02 EXTB	Cash at Bank birr acc EXIT TB	610,869.69	
4203-15 Wondwes	Advance to staff	20,500.00	
4203-20 Robel B	Advance to Staff	400.00	
4203-21 AlemTay	Advance to Staff	1.96	
4203-24 Genet M	Advance to staff	28,835.00	
4203-25 Tges AJ	Advance to staff	195.00	
4203-26 Shewang	Advance to staff	2,366.49	
4203-27 Abdi Sa	Advance to staff	2,984.50	
4203-29 Robel Y	Advance to staff	51,225.00	
4203-30 Abr Tes	Advance to staff	40,525.00	
4203-31 Nigus	Advance to staff	12,600.00	
4203-32 Abigiya	Advance to staff	12,600.00	
4203-36 Afework	Advance to staff	2,000.00	
4203-41 TigistE	Advance to staff	3,500.00	
4203-42 Solo Te	Advance to staff	700.00	
4203-43 Sewit T	Adnave to staff	2,490.04	
4203-44 Adiam N	Advance to staff	12,600.00	
4203-45 Worku T	Advance to staff	12,600.00	
4210-07 BSMS	Advance to BSMS	16,542.80	
4211-03 Getahun	Purchases Advance	235,090.02	
4211-04 Wogayeh	Purchases Advances	38,159.88	
4254-01 ET	Other Advances outside Go't	42,613.00	
5004	Salary Payable		4,317.00
5021-03 Endpoin	Due to staff		315.00
5061	Retention		14,235.44
5601	Fund Balanccce		24,966,986.74
5603	Retained Earnings		17,625,099.86
6113-02 ASSET	Wages to contract staff-ASSET	416,200.00	
6113-03 EndPoin	Salary Expense-EndPoint	579,000.00	
6113-04 PROFORM	Wages to contract staff	77,000.00	
6113-06-02EXTB	Salary EXTB	91,233.33	
6113-1.1	Wages to Cont.- Empl.center st	929,700.00	
6114-1.1	Wages to Cas.- Employment cent	1,440.00	
6116-02 ASSET	TOP up payment ASSET	641,546.10	
6116-03	OT- Payments-Endpoint	146,060.80	
6116-04 PROFORM	Personnel cost-PROFORMA	206,776.55	
6116-05 EACCR2	Personnel cost EACCR2	92,518.27	
6116-06 EXTB	OT payment EXIT TB	135,715.17	
6123-01-02ASSET	Communication allowance-ASSET	4,200.00	
6123-01-04PROFO	Communication allowance-PROFOR	14,000.00	
6123-01-1.1	Commun. Allow Employment of cen	30,190.00	




**AAU-CHS-CDT AFRICA 0100171040208 TA**  
**General Ledger Trial Balance**  
**As of 8 Jan 2019**

Filter Criteria includes: Report order is by ID. Report is printed in Detail Format.


Account ID	Account Description	Debit Amt	Credit Amt
6123-02-02ASSET	Transport allowance-ASSET	28,800.00	
6123-02-03 Endp	Transport allowance Endpoint	5,000.00	
6123-02-04PROFO	Transport Allowance-RPOFORMA	14,000.00	
6123-02-06-02EX	Transport Allowance-EXTB	7,933.33	
6123-02-1.1	Transport Allow-Employment cen	49,693.33	
6123-03-02ASSET	Oher Benefit-ASSET	2,200.00	
6123-03-1.1	other benefits	793.33	
6131-01-03 EndP	Pension Contribution-EndPoint	63,690.00	
6131-01-1.1	11% Gov't pen. con.- Employm	102,267.00	
6131-02 ASSET	Pension contribution-ASSET	45,782.00	
6131-04 PROFORM	Pension contribution-PROFORMA	8,470.00	
6131-06-02EXTB	Pension cont. EXTB	10,035.67	
6212-02 ASSET	Office supplies-ASSET	6,919.33	
6212-1.2	Office Supplies-Setting up cen	8,099.45	
6213-04 PROFORM	Printings PROFORMA	1,169.99	
6213-06-02 EXTB	Printin cost- EXIT TB	2,500.00	
6213-1.2	Printing-Setting up center off	4,574.74	
6217-02 ASSET	Fuel expense-ASSET	17,822.00	
6217-03 Endpoin	Fuel expense ENDPOINT	15,506.59	
6217-06-02EXITB	Fuel Expense EXIT TB	3,900.00	
6217-1.2	Fuel and Lub. - Setting up cen	591.00	
6218-1.2	Other Materials & Sup.-Setting	8,197.30	
6219-1.2	Mescellaneous Equipment	981.19	
6223-3.1 PhD Rc	Purchases of Chemicals	8,492.00	
6231-02 ASSET	Per Diem Expense-ASSET	57,996.61	
6231-03 EndPoin	Perdiem Expense-Endpoint	146,375.00	
6231-04 PROFORM	Perdiem Expense-PROFORMA	3,000.00	
6231-06-02EXITB	Perdiem Expense-EXIT TB	28,711.69	
6231-4.2 A	Per diem-Capacity Builiding KF	91,814.45	
6231-5.1 GrantA	Perdiem expense-Grant Applcat	47,162.50	
6232-02 ASSET	Transport cost-ASSET	6,838.00	
6232-03 EndPoin	Transport cost for Endpoint	55,625.00	
6232-06-02EXTB	Transport cost EXTB	40,500.00	
6232-2.5 P	TF- Enrolment of PhD,Msc stude	75,706.00	
6232-4.2 A	TF- Capacity Building for KF	336,868.00	
6232-4.2 P	TF- Capacity Building for KF	106,597.00	
6233-04 PROFORM	Offical Entert. exp.PROFORMA	10,936.50	
6233-1.2	Official Ent. Setting up cent	1,095.01	
6241-02 ASSET	Maint.& rep. of Vehicle-ASSET	61,396.55	
6241-03Endpoint	Maint. & rep. of vehicle-ENDPO	110.00	
6241-1.5	Vehicle Maint. cost fuel	44,719.99	
6251-02 ASSET	Cont. professional fee ASSET	24,000.00	
6251-06 EXTB	Contracted prof Fee EXTB	16,062.20	
6251-1.2 Cs SCO	Consultancy service set up cen	11,730.00	
6253-02 ASSET	Adverising Eaxpense ASSET	41,411.50	
6253-03 ENDPOIN	Advertising-ENDPOINT	4,600.00	
6253-04 PROFORM	Advertising expense-PROFORMA	2,300.00	
6253-1.1	Advertising-Employment of cent	11,965.75	
6255-1.2	Freight-Setting up center offi	560.00	
6256-02 ASSET	Fees & cahrges-ASSET	5,247.68	
6256-03 Endpoin	Fess & charges-Endpoint	3,504.98	
6256-04 PROFORM	Fees & charges-PROFORMA	788.60	
6256-05 EACCR2	Fees & charges EACCR2	554.32	
6256-06 EXTBNOD	Fees & charges EXIT TB node	578.44	
6256-06-02EX TB	Fees & charges EXIT TB	4,259.58	
6256-1.2	Fees & Charges-Setting up cent	10,118.59	
6256-2.3 A	Fees & charges- MSC in clinica	9,300.00	
6256-4.2 A	Fees & Charges-Capacity Buil.K	8,004.56	
6256-5.1A	Fees & charges	235.80	
6271-02 ASSET	Local Training ASSET	350,174.79	
6271-03 ENDPOIN	Local Training-ENDPOINT	247,186.13	
6271-1.4	Host annual consortium meeting	46,769.44	
6271-2.4	Local training	99,415.67	
6272-06-02EXITB	Training cost EXI TB	12,869.08	



**AAU-CHS-CDT AFRICA 0100171040208 TA**  
**General Ledger Trial Balance**  
**As of 8 Jan 2019**

Filter Criteria includes: Report order is by ID. Report is printed in Detail Format.

Account ID	Account Description	Debit Amt	Credit Amt
6272-4.1A	Quality Bench Marking Expense	78,854.87	
6272-4.2A	External Training	56,242.60	
6313-1.2	Fxed Assets-Setting up center	1,182.80	
6313-2.1 P	Fixed Assets for PhD students	34,484.99	
6314-1.2	Purchase of bu. Furnish-Settin	56,929.96	
6417-02 ASSET	Grants & Gratitudes-ASSET	50,000.00	
6417-03Stip.End	Stipend Payment-Endpoint	405,306.00	
6417-2.3 PhD St	Stipend expense for PhD studen	161,304.74	
6417-2.4 Msc St	Stipend expense for Msc studen	164,666.64	
6419-03 Endpoin	Mislaneous payment ENDPOINT	10,000.00	
	<b>Total:</b>	<b>48,939,622.11</b>	<b>48,939,622.11</b>






# National Bank of Ethiopia

Sudan Avenue P.O.Box:5550, Tel:+251-11 551 7430, Fax:+251-11 551 4588  
Directorate / Department Payment and Settlement System Directorate  
Work Unit Banking Operation

Print Date 18-Jan-2019  
Print Time 11:47:46  
User Id. 1/NBE1129

## STATEMENT OF ACCOUNT

A.A	<b>Branch</b>		<b>Statement</b>	<b>Page</b>
	Head Office Branch Addis Ababa			7 of 8
	<b>Account Number</b>		<b>Currency</b>	
	0100171040208 ()		ETB	
	<b>Period</b>	10-Dec-2018 - 08-Jan-2019		
	<b>Account Name</b>	AAU - CDT -AFRICA PROJECT		

Date	Value	Transaction	Debit (ETB)	Credit (ETB)	Balance (ETB)
		<b>Balance B/F</b>			3,496,471.31 CR
04-Jan-2019		Addis Ababa			3,496,471.31 CR
04-Jan-2019	04-Jan-2019	1 FCTRAN 2019 108 - Head		1,399,936.39	4,896,407.70 CR
04-Jan-2019		Office Branch Addis Ababa			4,896,407.70 CR
04-Jan-2019	04-Jan-2019	To Cash Withdrawal Inst num	3,862.50		4,892,545.20 CR
04-Jan-2019		3421096 - Head Office Branch			4,892,545.20 CR
04-Jan-2019		Addis Ababa			4,892,545.20 CR
04-Jan-2019	04-Jan-2019	To Cash Withdrawal Inst num	7,800.00		4,884,745.20 CR
04-Jan-2019		3421079 - Head Office Branch			4,884,745.20 CR
04-Jan-2019		Addis Ababa			4,884,745.20 CR
04-Jan-2019	04-Jan-2019	To Cash Withdrawal Inst num	13,360.00		4,871,385.20 CR
04-Jan-2019		3421092 - Head Office Branch			4,871,385.20 CR
04-Jan-2019		Addis Ababa			4,871,385.20 CR
08-Jan-2019	08-Jan-2019	To Cash Withdrawal Inst num	43,800.65		4,827,584.55 CR
08-Jan-2019		3421069 - Head Office Branch			4,827,584.55 CR
08-Jan-2019		Addis Ababa			4,827,584.55 CR
08-Jan-2019	08-Jan-2019	To Cash Withdrawal Inst num	7,800.00		4,819,784.55 CR
08-Jan-2019		3421077 - Head Office Branch			4,819,784.55 CR
08-Jan-2019		Addis Ababa			4,819,784.55 CR
08-Jan-2019	08-Jan-2019	To Cash Withdrawal Inst num	22,517.00		4,797,267.55 CR
08-Jan-2019		3421102 - Head Office Branch			4,797,267.55 CR
08-Jan-2019		Addis Ababa			4,797,267.55 CR
08-Jan-2019	08-Jan-2019	To Cash Withdrawal Inst num	10,060.47		4,787,207.08 CR
08-Jan-2019		3421062 - Head Office Branch			4,787,207.08 CR
08-Jan-2019		Addis Ababa			4,787,207.08 CR

Balance C/F

4,787,207.08 CR







# National Bank of Ethiopia

Sudan Avenue P.O.Box:5550, Tel:+251-11 551 7430, Fax:+251-11 551 4588  
Directorate / Department Payment and Settlement System Directorate  
Work Unit Banking Operation

Print Date 18-Jan-2019  
Print Time 11:47:46  
User Id. 1/NBE1129

## STATEMENT OF ACCOUNT

A.A		Branch		Statement	Page
		Head Office Branch Addis Ababa			8 of 8
		Account Number		Currency	
		0100171040208 ()		ETB	
		Period	10-Dec-2018 - 08-Jan-2019		
		Account Name	AAU - CDT -AFRICA PROJECT		
Date	Value	Transaction	Debit (ETB)	Credit (ETB)	Balance (ETB)
		Balance B/F			4,787,207.08 CR
Total			896,604.80	1,429,739.04	
Closing Balance					4,787,207.08 CR





# National Bank of Ethiopia

Sudan Avenue P.O.Box:5550, Tel:+251-11 551 7430, Fax:+251-11 551 4588  
Directorate / Department Foreign Exchange Monitoring and Reserve Management  
Work Unit Foreign Exchange

Print Date 24-Jan-2019  
Print Time 15:25:25  
User Id. 1/NBE0151

## STATEMENT OF ACCOUNT

Addis Ababa University-Center for Innovative Drug Development and Therapeutic Trials for Africa REF NO KHA6/7/17DD 10/7/2010		<b>Branch</b>		<b>Statement</b>	<b>Page</b>	
		Head Office Branch Addis Ababa			1 of 1	
		<b>Account Number</b>		<b>Currency</b>		
		0100171300042 ()		EUR		
		<b>Period</b>	09-Dec-2018 - 08-Jan-2019			
<b>Account Name</b>		Addis Ababa University -Center for Innovative Drug				
Date	Value	Transaction	Debit (EUR)	Credit (EUR)	Balance (EUR)	
		Opening Balance			140,815.45 CR	
<b>Total</b>			0.00	0.00		
<b>Closing Balance</b>					140,815.45 CR	





# National Bank of Ethiopia

Sudan Avenue P.O.Box:5550, Tel:+251-11 551 7430, Fax:+251-11 551 4588  
Directorate / Department Foreign Exchange Monitoring and Reserve Management  
Work Unit Foreign Exchange

Print Date 24-Jan-2019  
Print Time 15:22:46  
User Id. 1/NBE0151

## STATEMENT OF ACCOUNT

ADDIS ABABA UNIVERSITY-CDT-AFRICA PROJECT LETTER REF NO KHA6/7/10 DD 19/4/2009		<b>Branch</b>		<b>Statement</b>	<b>Page</b>	
		Head Office Branch Addis Ababa			1 of 1	
		<b>Account Number</b>		<b>Currency</b>		
		0100171300038 ()		USD		
		<b>Period</b>	09-Dec-2018 - 08-Jan-2019			
<b>Account Name</b>		ADDIS ABABA UNIVERSITY-CDT-AFRICA PROJECT				
<b>Date</b>	<b>Value</b>	<b>Transaction</b>	<b>Debit (USD)</b>	<b>Credit (USD)</b>	<b>Balance (USD)</b>	
		Opening Balance			1,288,780.28 CR	
04-Jan-2019	04-Jan-2019	1 FCTRAN 2019 108 - Head	50,000.00		1,238,780.28 CR	
04-Jan-2019		Office Branch Addis Ababa			1,238,780.28 CR	
<b>Total</b>			50,000.00	0.00		
<b>Closing Balance</b>					1,238,780.28 CR	



1-3-19 at 14:06:34.82

**AAU-CHS-CDT AFRICA 0100171040208**  
**Account Reconciliation**  
**As of 8 Jan 2019**  
**4103-06 EXIT-TB - Cash at Bank birr acc EXTB nod**  
**Bank Statement Date: 8 January 2019**

Filter Criteria includes: Report is printed in Detail Format.

Beginning GL Balance		216,600.08
Add: Cash Receipts		
Less: Cash Disbursements		(137,579.94)
Add (Less) Other		<u>79,020.14</u>
Ending GL Balance		<u>79,020.14</u>
Ending Bank Balance		79,020.14
Add back deposits in transit		<u>                    </u>
Total deposits in transit		
(Less) outstanding checks		
	8 Jan 2019	110847 (53,122.09)
	21 Dec 2018	11710/03421056 (13,076.27)
	21 Dec 2018	11711/03421057 (10,031.11)
	21 Dec 2018	11712/03421058 (13,027.95)
	21 Dec 2018	11713/03421059 (10,060.47)
	21 Dec 2018	11714/03421060 (10,060.47)
	21 Dec 2018	11715/03421061 (10,060.47)
	21 Dec 2018	11717/03421063 (8,080.64)
Total outstanding checks		<u>(127,519.47)</u>
Add (Less) Other		<u>                    </u>
Total other		
Unreconciled difference		<u>127,519.47</u>
Ending GL Balance		<u><u>79,020.14</u></u>



**AAU-CHS-CDT AFRICA 0100171040208**  
**Account Reconciliation**  
**As of 8 Jan 2019**  
**4103-06-02 EXTB - Cash at Bank birr acc EXIT TB**  
**Bank Statement Date: 8 January 2019**

Filter Criteria includes: Report is printed in Detail Format.

Beginning GL Balance		1,474,508.36
Add: Cash Receipts		
Less: Cash Disbursements		(63,638.67)
Add (Less) Other		(800,000.00)
Ending GL Balance		<u>610,869.69</u>
Ending Bank Balance		610,869.69
Add back deposits in transit		
Total deposits in transit		
(Less) outstanding checks		
	28 Dec 2018	110718/03442116 (16,840.00)
	28 Dec 2018	110719/03421107 (2,500.00)
	21 Dec 2018	110825/03421053 (1,945.00)
	8 Jan 2019	110847 (25,931.67)
	8 Jan 2019	110907 (16,422.00)
Total outstanding checks		(63,638.67)
Add (Less) Other		
Total other		
Unreconciled difference		<u>63,638.67</u>
Ending GL Balance		<u><u>610,869.69</u></u>



**AAU-CHS-CDT AFRICA 0100171040208**  
**Account Reconciliation**  
**As of 8 Jan 2019**  
**4103-05 EACCR2 - Cash at Bank EACCR2**  
**Bank Statement Date: 8 January 2019**

Filter Criteria includes: Report is printed in Detail Format.

Beginning GL Balance		161,038.40
Add: Cash Receipts		
Less: Cash Disbursements		(32,381.39)
Add (Less) Other		<u>                    </u>
Ending GL Balance		<u>128,657.01</u>
Ending Bank Balance		128,657.01
Add back deposits in transit		<u>                    </u>
Total deposits in transit		
(Less) outstanding checks		<u>                    </u>
8 Jan 2019	110847	(32,381.39)
Total outstanding checks		(32,381.39)
Add (Less) Other		<u>                    </u>
Total other		
Unreconciled difference		<u>32,381.39</u>
Ending GL Balance		<u><u>128,657.01</u></u>



**AAU-CHS-CDT AFRICA 0100171040208**  
**Account Reconciliation**  
**As of 8 Jan 2019**  
**4103-04 PROFORM - Cash at Bank birr account-PROF**  
**Bank Statement Date: 8 January 2019**

Filter Criteria includes: Report is printed in Detail Format.

Beginning GL Balance		212,627.93
Add: Cash Receipts		
Less: Cash Disbursements		(250,023.25)
Add (Less) Other		300,000.00
Ending GL Balance		262,604.68
Ending Bank Balance		262,604.68
Add back deposits in transit		
Total deposits in transit		
(Less) outstanding checks		
	8 Jan 2019    110847	(87,621.79)
	8 Jan 2019    110907	(9,900.00)
	25 Dec 2018    789758/03421068	(43,800.66)
Total outstanding checks		(141,322.45)
Add (Less) Other		
Total other		
Unreconciled difference		141,322.45
Ending GL Balance		262,604.68



**AAU-CHS-CDT AFRICA 0100171040208**  
**Account Reconciliation**  
**As of 8 Jan 2019**  
**4103-03 EndPoin - Cash at Bank Birr Acc-EndPoint**  
**Bank Statement Date: 8 January 2019**

Filter Criteria includes: Report is printed in Detail Format.

Beginning GL Balance		211,717.41
Add: Cash Receipts		
Less: Cash Disbursements		(514,334.13)
Add (Less) Other		500,000.00
Ending GL Balance		197,383.28
Ending Bank Balance		197,383.28
Add back deposits in transit		
Total deposits in transit		
(Less) outstanding checks		
	28 Dec 2018    110647/03421099	(27,600.00)
	8 Jan 2019    110846	(183,482.38)
	8 Jan 2019    110849	(26,532.75)
	25 Dec 2018    110851/03421072	(805.00)
	28 Dec 2018    110902/03421105	(18,118.00)
	31 Dec 2018    110903/03421111	(40,800.00)
	3 Jan 2019    110904/03421113	(16,490.00)
	8 Jan 2019    110905/03421119	(3,975.00)
	8 Jan 2019    110907	(88,020.00)
Total outstanding checks		(405,823.13)
Add (Less) Other		
Total other		
Unreconciled difference		405,823.13
Ending GL Balance		197,383.28





**AAU-CHS-CDT AFRICA 0100171040208**  
**Account Reconciliation**  
**As of 8 Jan 2019**  
**4103-02 ASSET - Cash at Bank Birr Account-ASSET**  
**Bank Statement Date: 8 January 2019**

Filter Criteria includes: Report is printed in Detail Format.

Beginning GL Balance		1,073,909.42
Add: Cash Receipts		29,802.65
Less: Cash Disbursements		(1,001,475.61)
Add (Less) Other		_____
Ending GL Balance		<u>102,236.46</u>
Ending Bank Balance		102,236.46
Add back deposits in transit		_____
Total deposits in transit		_____
(Less) outstanding checks		_____
	3 Dec 2018 110681/03416821	(7,800.00)
	3 Dec 2018 110683/03416823	(7,800.00)
	3 Dec 2018 110684/03416824	(7,800.00)
	10 Dec 2018 110692/03416839	(74,040.53)
	21 Dec 2018 110698/03421064	(17,980.87)
	8 Jan 2019 110846	(331,464.74)
	8 Jan 2019 110848	(52,883.22)
	25 Dec 2018 110851/03421072	(8,769.88)
	28 Dec 2018 110852/03421076	(7,800.00)
	28 Dec 2018 110854/03421078	(7,800.00)
	28 Dec 2018 110856/03421080	(16,840.00)
	28 Dec 2018 110857/03421081	(11,780.00)
	28 Dec 2018 110858/03421083	(11,780.00)
	28 Dec 2018 110863/03421109	(5,700.00)
	28 Dec 2018 110864/03421110	(10,400.00)
	31 Dec 2018 110865/03421112	(185,773.92)
	3 Jan 2019 110867/03421115	(17,000.00)
	8 Jan 2019 110906	(73,476.00)
	29 Sep 2018 476196/03412438	(16,840.00)
Total outstanding checks		(873,729.16)
Add (Less) Other		_____
Total other		_____
Unreconciled difference		<u>873,729.16</u>
Ending GL Balance		<u><u>102,236.46</u></u>



**AAU-CHS-CDT AFRICA 0100171040208**  
**Account Reconciliation**  
**As of 8 Jan 2019**  
**4103 - Cash at Bank Birr Account**  
**Bank Statement Date: 8 January 2019**

Filter Criteria includes: Report is printed in Detail Format.

Beginning GL Balance		443,423.93
Add: Receipts		1,399,936.39
Less: Disbursements		(954,831.56)
Add (Less) Other		
Ending Bank Balance		<u>888,528.76</u>
Ending Bank Balance		<u>888,528.76</u>
Add bank deposits in transit		
Total deposits in transit		
(Less) outstanding checks		
3 Dec 2018	110815/03416820	(12,465.45)
13 Dec 2018	110818/03416848	(29,387.22)
14 Dec 2018	110819/03416849	(47,449.01)
21 Dec 2018	110821/03421065	(33,490.43)
21 Dec 2018	110823/03421051	(9,996.00)
21 Dec 2018	110824/03421052	(5,533.00)
21 Dec 2018	110825/03421053	(98,977.00)
28 Dec 2018	110826/03421071	(5,000.00)
28 Dec 2018	110827/03421075	(9,600.00)
28 Dec 2018	110828/03421073	(23,110.85)
28 Dec 2018	110829/03421074	(39,855.70)
28 Dec 2018	110830/03421089	(32,500.00)
8 Jan 2019	110846	(237,549.50)
8 Jan 2019	110848	(51,167.63)
25 Dec 2018	110851/03421072	(4,168.85)
8 Jan 2019	110906	(143,946.00)
28 Dec 2018	PV# 110838/0342109	(12,465.45)
28 Dec 2018	PV# 110839/0342109	(50,000.00)
31 Dec 2018	PV# 110841/0342111	(10,460.00)
8 Jan 2019	PV# 110842/0342111	(12,600.00)
8 Jan 2019	PV# 110843/0342111	(12,600.00)
Total outstanding checks		<u>(882,322.09)</u>
Add (Less) Other		
Total other		
Unreconciled difference		<u>882,322.09</u>
Ending GL Balance		<u><u>888,528.76</u></u>

