

Date: 21/08/2019

Ref. No. CDT/1452/19

*Fekadu Fekadu*

To: World Bank-Financial Management Team  
Ethiopia Country Office  
Addis Ababa, Ethiopia

22-8-19

Subject: **Submission of CDT-Africa Cumulative Financial Report for the year ended July 7, 2019**

Attached here please find the financial reports for Center for Innovative Drug Development and Therapeutic Trials for Africa (CDT-Africa), Addis Ababa University. The report consists of 1) Statement of sources and uses of funds, 2) Uses of funds breakdown, 3) Statement of financial position, 4) Disbursement Linked Indicators (DLI), 5) Statement of Reimbursable Eligible Expenditure Programs (EEP), and 5) account (Bank) statements with their reconciliation. The financial report is the cumulative of semi-annual period ended Tahisas 30, 2011 E.C. (January 08, 2018) and semi-annual period ended Sene 30, 2011 E.C. (July 07, 2019) including externally generated revenues & expenditures for CDT-Africa.

Kind regards,

*Fekadu*



CC: **Dr. Abebaw Fekadu**  
MD, PhD, MRCPsych  
Head, CDT-Africa

- Ministry of Finance - 20/12/11
  - Budget and Finance Directorate- Addis Ababa University (AAU) - 20/12/11
  - Chief Executive Director, College of Health Sciences (CHS) - 20/12/11
  - Chief Administrative and Business Development Directorate, CHS AAU - 20/12/11
  - Finance Office, CHS
  - Finance Office, CDT-Africa
- Addis Ababa, Ethiopia




CENTER FOR INNOVATIVE DRUG DEVELOPMENT AND THERAPEUTIC TRIALS FOR AFRICA (CDT- AFRICA), ADDIS ABABA UNIVERSITY  
 AFRICA HIGHER EDUCATION CENTERS OF EXCELLENCE PROJECT (P151847-IDA57940)  
 STATEMENT OF SOURCES & USES OF FUNDS (BIRR)  
 FOR THE PERIOD ENDING JULY 07,2019

Source of Funds	Semi-Annual period Ending January 08,2019	Semi-Annual period Ending July 07,2019	Commulative For year End of July 07,2019
<b>OPENING CASH BALANCE (BBF)</b>			
Government Funds	-	-	-
World Bank IDA Funds	22,321,521.53	20,324,400.29	22,321,521.53
Student Fees	-	-	-
Others	-	-	-
<b>TOTAL OPENING BALANCE-WORLD BANK FUND [A]</b>	<b>22,321,521.53</b>	<b>20,324,400.29</b>	<b>22,321,521.53</b>
ADD: RECEIPTS:			
Government Funds	-	-	-
World Bank IDA Funds	-	-	-
Student Fees	-	-	-
<b>EXTERNALLY GENERATED REVENUES : OPENING FUND BALANCE (BALANCE)</b>			
CDT-AFRICA- University of Sussex -BSMS (EndPoint project) Grant-1	8,150,121.70	8,150,121.70	8,150,121.70
CDT-AFRICA-King's College London (ASSET Project) Grant-2	10,174,454.10	10,174,454.10	10,174,454.10
CDT-AFR-CA-EDCTP-PROFORMA Grant-3	1,190,149.35	1,190,149.35	1,190,149.35
CDT-AFRICA-EDCTP-EACCR-2 (Uganda Virus Research Institute) Grant-4	471,102.88	471,102.88	471,102.88
CDT-AFRICA-EDCTP-EXIT-TB (TB-node) Grant-5	284,737.04	284,737.04	284,737.04
<b>EXTERNALLY GENERATED REVENUES :TOTAL OPENING FUND BALANCE (B)</b>	<b>20,270,565.07</b>	<b>-</b>	<b>20,270,565.07</b>
<b>EXTERNALLY GENERATED REVENUES :CURRENT PERIOD RECEIPT</b>			
CDT-AFR-CA-EDCTP-PROFORMA Grant-3	212,538.52	-	212,538.52
CDT-AFRICA-EDCTP-EXIT-TB Grant-7	5,031,778.11	-	5,031,778.11
CDT-AFRICA-King's College London (IPV Project) Grant-8	-	1,049,524.49	1,049,524.49
CDT-AFRICA-EDCTP-EACCR-2 (Uganda Virus Research Institute) Grant-4	-	97,420.75	97,420.75
CDT-AFRICA-EDCTP-EACCR-2-02(Uganda Virus Research Institute) Grant-4.1	-	767,509.37	767,509.37
<b>EXTERNALLY GENERATED REVENUES :TOTAL CURRENT PERIOD RECEIPT (C)</b>	<b>5,244,316.63</b>	<b>22,185,019.68</b>	<b>7,158,771.24</b>
Gain on exchange of foreign currency- The University of Sussex -BSMS (EndPoint project) Grant	209,369.80	148,475.45	357,845.25
Gain on exchange of foreign currency-King's College London (ASSET Project) Grant	252,023.52	160,949.89	412,973.41
Gain on exchange of foreign currency-EDCTP-PROFORMA Grant	3,342.87	12,864.74	16,207.61
Gain on exchange of foreign currency-EACCR-2-01 (Uganda Virus Research Institute) Grant	10,753.36	8,353.63	19,106.99
Gain on exchange of foreign currency-EXIT-TB (TB-node) Grant	5,234.43	1,796.08	7,030.51
Gain (Loss) on exchange of foreign currency-EDCTP-EXIT TB Grant	(13,019.34)	56,963.28	43,943.94
Gain on exchange of foreign currency-EACCR-2-02 (Uganda Virus Research Institute) Grant	-	552.06	552.06
Gain on exchange of foreign currency-King's College London (IPV Project) Grant	-	24,564.91	24,564.91
<b>Total Gain on exchange of foreign currency (D)</b>	<b>467,704.64</b>	<b>414,520.04</b>	<b>882,224.68</b>



TOTAL EXTERNALLY GENERATED REVENUES [E] = B+C+D	25,982,586.34	22,599,539.72	28,311,560.99
(Gain on exchange of Foreign currency-WB FUND) Semi-Annual period ending January 08,2019 & July 07, 2019 [F]	603,627.46	526,028.89	1,129,656.35
TOTAL FINANCING FROM WORLD BANK FUND [A+F]= G	22,925,148.99	20,850,429.18	23,451,177.88
GRAND TOTAL FINANCING FROM WORLD BANK & EXTERNALLY GENERATED REVENUES [E+G] = H	48,907,735.33	43,449,968.90	51,762,738.87
LESS: ACE Expenditure as per project Implementation plan			
EXPENDITURE CLASSIFICATION 1			
Well functioning CDT-Africa Consortium	1,330,090.88	2,733,226.87	4,063,317.75
EXPENDITURE CLASSIFICATION 2			
Learning excellence	544,878.04	1,987,911.53	2,532,789.57
EXPENDITURE CLASSIFICATION 3			
Research Excellence	-	441,484.27	441,484.27
EXPENDITURE CLASSIFICATION 4			
Quality assurance	678,381.48	230,625.44	909,006.92
EXPENDITURE CLASSIFICATION 5			
Strengthen education & research capacity	47,398.30	-	47,398.30
EXPENDITURE CLASSIFICATION 6			
Adhere to best financial management practice	-	96,600.00	96,600.00
EXPENDITURE CLASSIFICATION 7			
Ensure best procurement practice	-	-	-
TOTAL USE OF FUND BY COMPONENT-WORLD BANK FUND [I]	2,600,748.70	5,489,848.11	8,090,596.81
EXPENDITURES ON EXTERNALLY GENERATED REVENUES			
CDT-AFRICA-University of Sussex -BSMS (EndPoint project) Grant	1,681,964.50	3,236,637.38	4,918,601.88
CDT-AFRICA-Kings College London (ASSET Project) Grant	1,760,534.56	6,708,550.47	8,469,085.03
CDT-AFRICA-EDCTP-EACGR-2 (Uganda Virus Research Institute) Grant	93,072.59	-	93,072.59
CDT-AFRICA-EDCTP-EXIT-TB (TB-node) Grant	152,355.81	64,098.00	216,453.81
CDT-AFRICA-EDCTP-PROFORMA Grant	338,441.64	828,954.24	1,167,395.88
CDT-AFRICA-EDCTP-EXIT-TB Grant	201,942.68	2,187,168.82	2,389,111.50
TOTAL EXPENDITURES ON EXTERNALLY GENERATED GRANT [J]	4,228,311.78	13,025,408.91	17,253,720.69
GRAND TOTAL EXPENDITURES [I+J] = K	6,829,060.48	18,515,257.02	25,344,317.50
GRAND TOTAL CLOSING BALANCE [H-K]	42,078,674.85	24,934,711.88	26,418,421.37
Government Funds			
WORLD BANK- IDA Funds (Balance on Foreign currency Birr Account)	19,301,144.07	11,799,468.67	11,799,468.67
Receivables on Foreign currency Birr Account (Advance to supplier) & Other Receivables (WORLD BANK FUND)	148,962.90	2,024,663.92	2,024,663.92
Cash Balance on Designated Birr Account (WORLD BANK FUND)	888,528.76	1,591,206.32	1,591,206.32
Payables on Designated Birr Account (WORLD BANK FUND)	(14,235.44)	(54,757.84)	(54,757.84)
TOTAL CLOSING CASH BALANCE (WORLD BANK FUND) [L]	20,324,400.29	15,360,581.07	15,360,581.07
EXTERNALLY GENERATED REVENUES CLOSING CASH BALANCE			



CDT-AFRICA-THE UNIVERSITY OF SUSSEX -BSMS (EndPoint project) Grant (Balance on Foreign currency Sub-Ledger Birr Account) on Jan. 08,2019	6,828,046.94	2,648,969.77	2,648,969.77
CDT-AFRICA-KING'S COLLEGE LONDON-ASSET PROJECT Grant (Balance on Foreign currency Sub-Ledger Birr Account) on Jan.08,2019	8,332,354.60	1,353,534.49	1,353,534.49
CDT-AFRICA-EDCTP-PROFORMA Project Grant (Balance on Foreign currency Sub-Ledger Birr Account)	1,104,984.42	326,748.56	326,748.56
CDT-AFRICA-EDCTP-THE EAST AFRICAN CONSORTIUM FOR CLINICAL RESEARCH-2 (EACCR-2-01) Grant- UVRI (Balance on Foreign currency Sub-Ledger Birr Account) (EDCTP)	260,126.64	365,901.02	365,901.02
CDT-AFRICA-EDCTP-THE EAST AFRICAN CONSORTIUM FOR CLINICAL RESEARCH-2 (EACCR-2-02) Grant- UVRI (Balance on Foreign currency Sub-Ledger Birr Account) (EDCTP)		768,061.43	768,061.43
CDT-AFRICA EDCTP-EXIT-TB (TB-node) Grant (Balance on Foreign currency Sub-Ledger Birr Account)	58,595.52	60,391.60	60,391.60
CDT-AFRICA EDCTP-EXIT-TB Grant (Balance on Foreign currency Sub-Ledger Birr Account)	3,404,461.39	1,838,994.67	1,838,994.67
CDT-AFRICA-KING'S COLLEGE LONDON-IPV PROJECT Grant (Balance on Foreign currency Sub-Ledger Birr Account) on Jan.08,2019	-	1,074,089.40	1,074,089.40
Receivables on Foreign currency / Birr Account (Travel Advance) & Other Receivables (ENDPOINT PROJECT GRANT)	150,971.78	129,182.00	129,182.00
Cash Balance on Designated Sub- Ledger Birr Account (ENDPOINT PROJECT GRANT)	197,383.28	811,318.30	811,318.30
Payables on Designated Birr Account (ENDPOINT PROJECT GRANT)	(315.00)	(105.00)	(105.00)
Receivables on Foreign currency / Birr Account (Travel Advance) & Other Receivables (ASSET PROJECT Grant)	237,109.00	176,112.88	176,112.88
Cash Balance on Designated Birr Account (ASSET PROJECT Grant)	102,236.46	588,695.11	588,695.11
Payables on Designated Birr Account (ASSET PROJECT Grant)	(4,317.00)	-	-
Receivables on Foreign currency /Birr Account (Travel Advance) & Other Receivables (PROFORMA Grant)	-	-	-
Cash Balance on Designated Birr Account (PROFORMA Grant)	262,604.68	-	-
Payables on Designated Birr & EUR Account ( PROFORMA Grant ) to Endpoint project	-	(75,248.96)	(75,248.96)
Receivables on Foreign currency / Birr Account (Travel Advance) & Other Receivables (EACCR-2 Grant)	-	-	-
Cash Balance on Designated Sub- Ledger Birr Account (EACCR-2 Grant)	128,657.01	128,657.01	128,657.01
Payables on Designated Birr Account (EACCR-2 Grant)	-	-	-
Receivables on Foreign currency / Birr Account (Travel Advance) & Other Receivables (EXIT-TB- TB node Grant)	-	-	-
Cash Balance on Designated Birr Account (EXIT-TB- TB node Grant)	79,020.14	14,922.14	14,922.14
Payables on Designated Birr Account (EXIT-TB- TB node Grant)	-	-	-
Receivables on Foreign currency / Birr Account (Travel Advance) & Other Receivables (EXIT-TB- Grant)	1,485.01	780.00	780.00
Cash Balance on Designated Birr Account (EXIT-TB- Grant)	610,869.69	846,955.88	846,955.88
Payables on Designated Birr Account (EXIT-TB Grant)	-	(120.00)	(120.00)
<b>TOTAL EXTERNALLY GENERATED GRANT CLOSING CASH BALANCE (M)</b>	<b>21,754,274.56</b>	<b>11,057,840.30</b>	<b>11,057,840.30</b>
<b>GRAND TOTAL CLOSING BALANCE [L+M]</b>	<b>42,078,674.85</b>	<b>26,418,421.37</b>	<b>26,418,421.37</b>

Prepared by :

*Tesfaye Asefa,*

Senior Finance Officer, CDT-Africa  
College of Health Sciences, Addis Ababa University



CENTER FOR INNOVATIVE DRUG DEVELOPMENT AND THERAPEUTIC TRIALS FOR AFRICA (CDT- AFRICA), ADDIS ABABA UNIVERSITY  
 AFRICA HIGHER EDUCATION CENTERS OF EXCELLENCE PROJECTB (P151847-IDA57940)  
 USES OF FUNDS (BREAKDOWN IN BIRR)-WORLD BANK FUND  
 FOR THE PERIOD OF ENDING JULY 07,2019

1	EXPENDITURE CLASSIFICATION 1 Well functioning CDT- Africa Consortium	Semi-Annual Period Ending January 8,2019		Semi-Annual Period Ending July 07,2019	Annual Cumulative Ending July 07,2019	VARIANCE	Explanation of Variance	PAD/Life of Project in Birr	Revised PAD
		Planned Expenditure	Actual Expenditure						
	1.1. Effect salary of existing and new staff of the Center	4,093,740.00	1,126,609.41	1,685,400.17	2,812,009.58	1,281,730.42			-
	1.2 Setting up additional office spaces of the Center	2,456,244.00	111,992.04	811,811.90	923,803.94	1,532,440.06			-
	1.3 Regularly update the Center's website	272,916.00	-	-	-	272,916.00			-
	1.4 Host annual consortium meeting	600,415.20	46,769.44	28,609.46	75,378.90	525,036.30			-
	1.5 Vehicles Maintenance cost, Fuel & lubricants	409,374.00	44,719.99	207,405.34	252,125.33	157,248.67			-
	<b>Sub Total</b>	<b>7,832,689.20</b>	<b>1,330,090.88</b>	<b>2,733,226.87</b>	<b>4,063,317.75</b>	<b>3,769,371.45</b>			-
2	EXPENDITURE CLASSIFICATION 2 Learning Excellence								
	2.1 Learning facility upgrades	1,611,038.00	34,484.99	354,916.00	389,400.99	1,221,637.01			-
	2.2 Delivery of short courses	1,501,038.00	-	395,716.64	395,716.64	1,105,321.36			-
	2.3 Ongoing PhD students support	1,271,788.56	170,604.74	284,678.28	455,283.02	816,505.54			-
	2.4 Enrolment of MSc & PhD students	5,403,736.80	264,082.31	555,269.41	819,351.72	4,584,385.08			-
	2.5 Transport for students, research and country partner support	2,319,786.00	75,706.00	397,331.20	473,037.20	1,846,748.80			-
	<b>Sub Total</b>	<b>12,107,387.36</b>	<b>544,878.04</b>	<b>1,987,911.53</b>	<b>2,532,789.57</b>	<b>9,574,597.79</b>			-
3	EXPENDITURE CLASSIFICATION 3 Research Excellence								
	3.1 Initiate therapeutic innovation research projects, preferably linked to capacity building	2,729,160.00	-	262,677.94	262,677.94	2,466,482.06			-
	3.2 Conduct confirmational pre-clinical study on promising herbal products	1,091,664.00	-	140,406.33	140,406.33	951,257.67			-
	3.3 Support project development for external small grants	545,832.00	-	-	-	545,832.00			-
	3.4 Conduct clinical trials	10,916,640.00	-	38,400.00	38,400.00	10,878,240.00			-
	3.5 Publish research finding in reputable journals	-	-	-	-	272,916.00			-
	<b>Sub Total</b>	<b>14,556,472.00</b>	<b>-</b>	<b>441,484.27</b>	<b>441,484.27</b>	<b>15,114,727.73</b>			-
4	EXPENDITURE CLASSIFICATION 4 Quality Assurance								
	4.1 Quality benchmarking	1,637,496.88	678,381.48	-	678,381.48	959,114.52			-
	4.2 Capacity building for key faculty and benchmarking	3,411,450.00	-	30,491.00	30,491.00	3,380,959.00			-



B -  
CATION

SU CLASSIFICATION	4.3 Host scientific advisory board and public advisory board meeting	415,514.61	-	140,516.47	140,516.47	274,998.14	-	-
	4.4 Monitoring and evaluation	272,916.00	-	59,617.97	59,617.97	213,298.03	-	-
	4.5 Obtaining national accreditation	450,311.40	-	-	-	450,311.40	-	-
<b>Sub Total</b>		<b>6,187,688.01</b>	<b>678,381.48</b>	<b>230,625.44</b>	<b>909,006.92</b>	<b>5,278,681.09</b>	-	-
<b>5 EXPENDITURE CLASSIFICATION 5 Strengthen education and research capacity</b>								
	5.1 Support faculty to submit four major grant applications	286,561.80	47,398.30	-	47,398.30	239,163.50	-	-
	5.2 Raise revenue from external sources	68,229.00	-	-	-	68,229.00	-	-
<b>Sub Total</b>		<b>354,790.80</b>	<b>47,398.30</b>	<b>-</b>	<b>47,398.30</b>	<b>307,392.50</b>	<b>-</b>	<b>-</b>
<b>6 EXPENDITURE CLASSIFICATION 6 Adhere to best financial management practice</b>								
	6.1 Prepare and submit annual financial report	28,656.18	-	96,600.00	96,600.00	(67,943.82)	we had budgeted less amount	-
	6.2 Ensure transparency in financial management by uploading budget, annual work plan, audit reports, financial management plan, etc. on the web	11,462.47	-	-	-	11,462.47	-	-
	6.3 Ensure internal audit oversight	28,656.18	-	-	-	28,656.18	-	-
<b>Sub Total</b>		<b>68,774.83</b>	<b>-</b>	<b>96,600.00</b>	<b>96,600.00</b>	<b>(27,825.17)</b>	<b>-</b>	<b>-</b>
<b>7 EXPENDITURE CLASSIFICATION 7 Ensure best procurement practice</b>								
	7.1 Undertake third-party procurement processes verification	28,656.18	-	-	-	28,656.18	-	-
	7.2 Ensure timeliness of procurement process	90,062.28	-	-	-	90,062.28	-	-
<b>Sub Total</b>		<b>118,718.46</b>	<b>-</b>	<b>-</b>	<b>-</b>	<b>118,718.46</b>	<b>-</b>	<b>-</b>
<b>Total</b>		<b>42,226,260.66</b>	<b>2,600,748.70</b>	<b>5,489,848.11</b>	<b>8,090,596.81</b>	<b>34,135,663.85</b>	<b>-</b>	<b>-</b>
<b>Contingency (5%)</b>		<b>77,159.75</b>	<b>-</b>	<b>-</b>	<b>-</b>	<b>77,159.75</b>	<b>-</b>	<b>-</b>
<b>GRAND TOTAL USE &amp; PLANNED FUNDS</b>		<b>42,303,420.41</b>	<b>2,600,748.70</b>	<b>5,489,848.11</b>	<b>8,090,596.81</b>	<b>34,212,823.60</b>	<b>-</b>	<b>-</b>

Prepared by :

Tesfaye Asefa,

Senior Finance Officer, CDT-Africa  
College of Health Sciences, Addis Ababa University






Dr. Abebaw Fekadu  
MD, PhD, MRCPsych  
Head, CDT-Africa

CENTER FOR INNOVATIVE DRUG DEVELOPMENT AND THERAPEUTIC TRIALS FOR AFRICA (CDT- AFRICA), ADDIS ABABA UNIVERSITY  
 AFRICA HIGHER EDUCATION CENTERS OF EXCELLENCE PROJECT (P151847-IDA57940)  
 DISBURSEMENT LINKED INDICATORS REPORT (CUMULATIVE)  
 FOR THE PERIOD (July 2018 - June 2019)

DISBURSEMENT LINKED INDICATORS	ACTION TO BE COMPLETED	STATUS OF ACTION COMPLETION (July - December 2018)	STATUS OF ACTION COMPLETION (January - June 2019)	July 2018 - June 2019	AMOUNT ALLOTTED (USD)	AMOUNT DISBURSED (USD)	UNDISBURSED BALANCE (USD)
DLI1: Institutional readiness	DLR 1.1: Signing of the Performance and Funding Agreements and establishment of the National Steering Committee	Completed	Completed	Completed	600,000.00	600,000.00	-
		DLR 1.2: Development of the Project Implementation Plan	Completed	Completed	Completed	500,000.00	500,000.00
DLI2: Excellence in Education and Research capacity and Development Impact	DLR 2.1: Timely implementation of Annual Work plan programs	85.00%	80.00%	82.00%	500,000.00	-	500,000.00
		DLR 2.2: Newly enrolled students in the ACE of which at least 20% must be regional African students: [New Masters Students: 2016-2019 -78 National: 38 males & 40 females -19 Regional: 10 males & 9 females New PhD Students: 2015-2018 -26 National: 14 males & 12 females -7 Regional: 3 males & 4 females New Short-term Students: 2015-2018 -81 National: 30 males & 51 females -21 Non-National: 5 males & 16 females No of Master's student who completed: 59 National: 26 males & 33 females -14 Regional: 7 males & 7 females No of approved PhD proposals -14 National: 8 males & 6 females -5 Regional: 3 males & 2 females]	New PhD students: 6 total (4 PhD 2 postdoctoral. National 6: 5 Male, 1 Female. New Misc students: 28 total, 10 Regional (Female), 18 (10 Male, 8 Female) New short-term students: 119 total. National 114: 82 Male, 32 Female. Regional 15: 8 Male, 7 Female.	New PhD students: 6 total (4 PhD 2 postdoctoral. National 6: 5 Male, 1 Female. New Misc students: 28 total, 10 Regional (Female), 18 (10 Male, 8 Female) New short-term students: 119 total. National 114: 82 Male, 32 Female. Regional 15: 8 Male, 7 Female.	1,200,000.00	166,352.78	1,033,647.22

*[Handwritten signature]*



<b>DLI2:</b> Excellence in Education and Research capacity and Development Impact	<b>DLR 2.3:</b> Quality accreditation for education programs National Accreditations -International Accreditations	None	<b>National Accreditation:</b> 01	<b>National Accreditation:</b> 01 International Accreditation: 0	600,000.00	-	600,000.00
<b>DLR 2.4:</b> Partnerships for collaboration in applied research and training -4 MoU with public institution/civic society -2 MoUs with private instruction	None	1 MoU Signed with Public Institution & 2 with Private Institutions	1 MoU Signed with Public Institution & 1 with Private Institutions	200,000.00	-	200,000.00	
<b>DLR 2.5:</b> Peer-reviewed journal papers or peer-reviewed conference papers prepared collaboratively with national, regional or international co-authors	None	16	54	300,000.00	300,000.00	-	
<b>DLR 2.6:</b> Faculty and PhD student exchanges to promote regional research and teaching collaborations - 20 International exchanges - 30 Regional exchanges - 8 National exchanges	None	07 regional exchange, 04 national exchange	07 regional exchange, 04 national exchange, total 11	500,000.00	32,000.00	468,000.00	
<b>DLR 2.7:</b> - External revenue generation - Regional revenue forecast - \$450,000	766,205USD	766,205USD	766,205 USD	900,000.00	900,000.00	-	
<b>DLR 2.8:</b> Institution participating in benchmarking exercise	None	None	None	100,000.00	-	100,000.00	
<b>DLI 3:</b> Timely, transparent and institutionally reviewed Financial Management	<b>DLR 3.1:</b> Timely withdrawal applications supported by interim unaudited financial reports	Interim audited financial report were prepared & sent to the world bank-financial management team-Ethiopia country office	Interim audited financial report prepared timely and submitted to the World Bank	Interim audited financial report prepared timely and submitted to the World Bank	75,000.00	-	75,000.00
<b>DLR 3.2:</b> Functioning audit committee				75,000.00	-	75,000.00	



	<b>DLR 3.3.</b> Functioning Internal Audit Unit	-			75,000.00	-	75,000.00
DLI 3: Timely, transparent and institutionally reviewed Financial	<b>DLR 3.4</b> Transparency of Financial Management (Audited Reports, interim unaudited financial reports, budgets, and annual work programs all are web accessible	-	Unaudited report are web accessible	Unaudited report are web accessible	75,000.00	-	75,000.00
<b>DLI 4.</b> Timely and audited Procurement	<b>DLR 4.1.</b> Timely procurement audit report	-			150,000.00	-	150,000.00
	<b>DLR 4.2.</b> Timely and satisfactory procurement progress report	-			150,000.00	-	150,000.00
	<del>Signature</del> <b>TOTAL</b>				<b>6,000,000.00</b>	<b>2,498,352.78</b>	<b>3,501,647.22</b>

Prepared by:   
 Tedfrose Assefa  
 CDT - Africa SFO



CENTER FOR INNOVATIVE DRUG DEVELOPMENT AND THERAPEUTIC TRIALS FOR AFRICA (CDT- AFRICA), ADDIS ABABA UNIVERSITY  
 AFRICA HIGHER EDUCATION CENTERS OF EXCELLENCE PROJECT (P151847-IDA57940)  
 STATEMENT OF REIMBURSABLE ELIGIBLE EXPENDITURE PROGRAMS (EEPs)-in ET Birr  
 FOR THE PERIOD OF ENDING JULY 07,2019

ELIGIBLE EXPENDITURE PROGRAM (EEPs)	Cumulative End of July 07,2018	Cumulative for the year ended of July 07,2019	COMMULATIVE PAD/LIFE OF PROJECT
EEL1: Salaries of College of Health Sciences, Addis Ababa University	260,175,428.66	200,950,397.20	461,125,825.86
EEL2: Non-procurable Expenditure as defined in financing Agreement	-	-	-
<b>TOTAL EEPs</b>	<b>260,175,428.66</b>	<b>200,950,397.20</b>	<b>461,125,825.86</b>

Prepared by :



Testaye Asefa,  
 Senior Finance Officer, CDT-Africa  
 College of Health Sciences, Addis Ababa University

Approved by:



Dr. Abebaw Felkadu  
 MD, PhD, MRCPsych  
 Head, CDT-Africa



**ADDIS ABABA UNIVERSITY  
COLLEGE OF HEALTH SCIENCES  
SALARY EXPENDITURE REPORT**

From Hamele-Tahesase 2011 E.C

	Account code	Description	TOTAL
Program 1	6111	Salaries to Permanet Staff	6,710,845.74
	6121	Allowance to permanenet staff	39,000.00
	6131	pension Contributin to permanent staff	725,428.33
Program 2	6111	Salaries to Permanet Staff	68,270,077.51
	6121	Allowance to permanenet staff	17,750,000.00
	6131	pension Contribution to permanent staff	6,921,494.99
		<b>TOTAL</b>	<b>100,416,846.57</b>



ለማግኘት አ. ለገሃ  
 Solamawit / Hamele  
 በጽሑፍ ቁጥር 2576 ስም ለደር  
 Budget & Finance Team Leader



**ADDIS ABABA UNIVERSITY**  
**COLLEGE OF HEALTH SCIENCES**  
**SALARY DADA FROM HAMELE-TAHESASE 2011E.C**

Account code	Description	Months								Total
		Hamele	Nehase	Meskerem	Tikemet	Hedare	Tahesase			
Program 1	6111 Salaries to Permant Staff	1,063,470.60	1,055,744.64	1,060,524.53	1,127,531.30	1,254,681.00	1,148,893.67	6,710,845.74		
	6121 Allowance to permantenet staff	4,140.00	4,140.00	4,140.00	4,140.00	22,440.00	-	39,000.00		
	6131 pension Contributin to permanent staff	116,364.05	116,867.85	115,827.25	123,490.95	126,330.71	126,547.52	725,428.33		
Program 2	6111 Salaries to Permant Staff	12,509,464.47	11,418,073.93	10,760,358.04	12,392,172.60	10,927,535.47	10,262,473.00	68,270,077.51		
	6121 Allowance to permantenet staff	3,486,054.00	3,432,144.00	3,252,800.60	710,996.63	3,568,502.20	3,299,502.57	17,750,000.00		
	6131 pension Contribution to permanent staff	1,148,723.84	1,139,912.84	1,183,639.38	1,148,883.23	1,171,463.67	1,128,872.03	6,921,494.99		
		<b>18,328,216.96</b>	<b>17,166,883.26</b>	<b>16,377,289.80</b>	<b>15,507,214.71</b>	<b>17,070,953.05</b>	<b>15,966,288.79</b>	<b>100,416,846.57</b>		



**ADDIS ABABA UNIVERSITY  
COLLEGE OF HEALTH SCIENCES  
SALARY EXPENDITURE REPORT**

From Tir 1,2009 to Sene 2009 E.C

	Account code	Description	TOTAL
Program 1	6111	Salaries to Permanet Staff	6,990,510.80
	6121	Allowance to permanenet staff	44,516.67
	6131	pension Contributin to permanent staff	768,626.19
Program 2	6111	Salaries to Permanet Staff	64,736,432.27
	6121	Allowance to permanenet staff	21,166,762.88
	6131	pension Contribution to permanent staff	6,826,701.82
		<b>TOTAL</b>	<b>100,533,550.63</b>



ለምሳሌ ገቢ  
 Selamawit Gebre  
 በጥያቄ ተግባር ለፎ  
 Budget & Finance Team Leader



**ADDIS ABABA UNIVERSITY**  
**COLLEGE OF HEALTH SCIENCES**  
**SALARY DADA FROM TIR 1,2009 TO SENE 2009 E.C**

Account code	Description	Months								Total
		TIRE	YEKATITE	MEGABITE	MIVAZYA	GINBOT	SENE			
Program 1	6111 Salaries to Permanet Staff	1,151,406.00	1,140,334.20	1,174,417.00	1,178,797.00	1,186,692.60	1,158,864.00	6,990,510.80		
	6121 Allowance to permanet staff	3,440.00	3,440.00	3,440.00	3,440.00	5,840.00	24,916.67	44,516.67		
	6131 pension Contribution to permanent staff	126,654.66	125,436.76	129,185.87	129,667.67	130,206.19	127,475.04	768,626.19		
Program 2	6111 Salaries to Permanet Staff	10,332,125.53	10,406,967.00	12,585,390.62	10,141,162.29	10,489,133.60	10,781,653.23	64,736,432.27		
	6121 Allowance to permanet staff	3,441,987.63	3,538,410.77	3,743,191.41	3,413,984.60	3,525,576.97	3,503,611.50	21,166,762.88		
	6131 pension Contribution to permanent staff	1,136,534.11	1,144,766.37	1,129,345.73	1,112,674.86	1,153,255.53	1,150,125.22	6,826,701.82		
		<b>16,192,147.93</b>	<b>16,359,355.10</b>	<b>18,764,970.63</b>	<b>15,979,726.42</b>	<b>16,490,704.89</b>	<b>16,746,645.66</b>	<b>100,533,550.63</b>		

  
 ወ/ሮ ገብረ ገብረ ገብረ  
 ሥራ ገብረ ገብረ ገብረ  
 ሥራ ገብረ ገብረ ገብረ  
 ሥራ ገብረ ገብረ ገብረ



(CDT- AFRICA), ADDIS ABABA UNIVERSITY  
 AFRICA HIGHER EDUCATION CENTERS OF EXCELLENCE PROJECT (P151847-IDA57940)  
 STATEMENT OF FINANCIAL POSITION  
 AS OF JULY 07,2019

**Currency: ETB**

	<u>Note</u>	
<b>ASSETS</b>		
<b>CURRENT ASSETS</b>		
Cash at banks	1	24,217,914.37
Debtors and prepayments	2	2,330,738.80
<b>TOTAL ASSETS</b>		<b><u>26,548,653.17</u></b>
<b>CURRENT LIABILITIES</b>		
<b>PAYABLES</b>	<b>3</b>	<b><u>130,231.80</u></b>
<b>REPRESENTED BY</b>		
<b>FUND BALANCE</b>		
IDA	4	15,360,581.07
Kings College London (ASSET)		2,118,342.48
The University of Sussex, Brighton (ENDPOINT)		3,589,365.07
Karolinska Institutet , Stockholm (PROFORMA)		251,499.60
EDCTP-Uganda Virus Research Institute (EACCR2)		494,558.03
EDCTP-National Institute for Medical Resemaliki ,Tanzania (TB node)		75,313.74
EDCTP- EXIT TB		2,686,610.55
IPV (Kings' college London)		1,074,089.40
EDCTP-Uganda Virus Research Institute (EACCR2-02)		768,061.43
<b>TOTAL FUND BALANCE</b>		<b><u>26,418,421.37</u></b>
<b>TOTAL LIABILITIES &amp; FUND</b>		<b><u>26,548,653.17</u></b>

Prepared by:



Tesfaye Asefa,  
 Senior Finance Officer, CDT-Africa  
 College of Health Sciences, Addis Ababa University



(CDT- AFRICA), ADDIS ABABA UNIVERSITY  
AFRICA HIGHER EDUCATION CENTERS OF EXCELLENCE PROJECT (P151847-IDA57940)  
NOTES TO FINNICAL STATEMENTS  
AS OF JULY 07,2019

**Currency: ETB**

**NOTE**

**1 CASH AT BANK**

Designated Account-NBE	11,799,468.67
Donors Account balance-NBE	8,436,690.94
NBE-Birr Account	3,981,754.76
	<b>24,217,914.37</b>

**2 DEBTORS AND PREPAYMENTS**

Advances to Staff	46,212.88
Purchases Advance	50,402.22
Advance to Suppliers	1,972,541.70
Other Advance	261,582.00
	<b>2,330,738.80</b>

**3 PAYBLES**

Salary payable	-
Due to staff	225.00
Retention payable	14,235.44
Other Payables	115,771.36
	<b>130,231.80</b>

**4 SOURCE OF FUNDS**

**IDA**

Current period gains on exchange	1,129,656.35
Less: current period expenditures	(8,090,596.81)
Add: Fund balance July 08,2018	22,321,521.53
IDA Fund balance on July 07,2019	<b>15,360,581.07</b>

**ASSET (Kings' college London)**


Current period gains on exchange	412,973.41
Less: current period expenditures	(8,469,085.03)
Add: Fund balance July 08,2018	10,174,454.10
ASSET- Fund balance on July 07,2019	<b>2,118,342.48</b>

**BSMS (Endpoint)**

Current period gains on exchange	357,845.25
Less: current period expenditures	(4,918,601.88)
Add: Fund balance July 08,2018	8,150,121.70
ENDPOINT Fund balance on July 07,2019	<b>3,589,365.07</b>

**EDCTP-Karolinska Institute (PROFORMA)**

Current period Fund deposited	212,538.52
Current period gains on exchange	16,207.61
Less: current period expenditures	(1,167,395.88)
Add: Fund balance July 08,2018	1,190,149.35
PROFORMA Fund balance on July 07,2019	<b>251,499.60</b>





**EDCTP-Uganda Virus Research Institute (EACCR2-01)**

Current period Fund deposited	97,420.75
Current period gains on exchange	19,106.99
Less: current period expenditures	(93,072.59)
Add: Fund balance July 08,2018	471,102.88
EACCR2 Fund balance on July 07,2019	<b>494,558.03</b>

**EDCTP-EXIT TB-TB node**

Current period gains on exchange	7,030.51
Less: current period expenditures	(216,453.81)
Add: Fund balance July 08,2018	284,737.04
EXIT TB TB node Fund balance on July 07,2019	<b>75,313.74</b>

**EDCTP-EXIT TB**

Current period Fund deposited	5,031,778.11
Current period gains on exchange	43,943.94
Less: current period expenditures	(2,389,111.50)
Add: Fund balance July 08,2018	-
EXIT TB Fund balance on July 07,2019	<b>2,686,610.55</b>

**IPV (Kings' college London)**

Current period Fund deposited	1,049,524.49
Current period gains on exchange	24,564.91
Less: current period expenditures	-
Add: Fund balance July 08,2018	-
EXIT TB Fund balance on July 07,2019	<b>1,074,089.40</b>

**EDCTP-Uganda Virus Research Institute (EACCR2-02)**

Current period Fund deposited	767,509.37
Current period gains on exchange	552.06
Add: Fund balance July 08,2018	-
EACCR2 Fund balance on July 07,2019	<b>768,061.43</b>

Prepared by:



Tesfaye Asefa,  
Senior Finance Officer, CDT-Africa  
College of Health Sciences, Addis Ababa University





# National Bank of Ethiopia

Sudan Avenue P.O.Box:5550, Tel:+251-11 551 7430, Fax:+251-11 551 4588  
 Directorate / Department Payment and Settlement System Directorate  
 Work Unit Banking Operation

Print Date 08-Jul-2019  
 Print Time 10:37:53  
 User Id. 1/NBE1018

## STATEMENT OF ACCOUNT

A.A	<b>Branch</b>		<b>Statement</b>	<b>Page</b>
	Head Office Branch Addis Ababa			11 of 12
	<b>Account Number</b>		<b>Currency</b>	
	0100171040208 ()		ETB	
	<b>Period</b>	08-Jun-2019 - 07-Jul-2019		
	<b>Account Name</b>	AAU - CDT -AFRICA PROJECT		

Date	Value	Transaction	Debit (ETB)	Credit (ETB)	Balance (ETB)
		<b>Balance B/F</b>			5,005,208.42 CR
06-Jul-2019		Head Office Branch Addis Ababa			5,005,208.42 CR
06-Jul-2019	06-Jul-2019	Transfer as per letter ref	1,391,526.34		3,613,682.08 CR
06-Jul-2019		no.CDT/1 266/19 DD.05/07/2019 -			3,613,682.08 CR
06-Jul-2019		Head Office Branch Addis Ababa			3,613,682.08 CR
06-Jul-2019	06-Jul-2019	Payment To:	781,081.00		2,832,601.08 CR
06-Jul-2019		CBETETAA(/1000003784634) On			2,832,601.08 CR
06-Jul-2019		06-07-2019-REF:0001TRA1878204 -			2,832,601.08 CR
06-Jul-2019		Head Office Branch Addis Ababa			2,832,601.08 CR
06-Jul-2019	06-Jul-2019	Payment To:	185,069.00		2,647,532.08 CR
06-Jul-2019		CBETETAA(/1000006958277) On			2,647,532.08 CR
06-Jul-2019		06-07-2019-REF:0001TRA1878121 -			2,647,532.08 CR
06-Jul-2019		Head Office Branch Addis Ababa			2,647,532.08 CR
06-Jul-2019	06-Jul-2019	Payment To:	96,863.00		2,550,669.08 CR
06-Jul-2019		CBETETAA(/1000006958277) On			2,550,669.08 CR
06-Jul-2019		06-07-2019-REF:0001TRA1878689 -			2,550,669.08 CR
06-Jul-2019		Head Office Branch Addis Ababa			2,550,669.08 CR
06-Jul-2019	06-Jul-2019	PAYM TO:/0100171040208:->103		1,603,881.80	4,154,550.88 CR
06-Jul-2019		NAME:AA UNIVERSITY CDT AFRICA			4,154,550.88 CR
06-Jul-2019		CENTE REFNUM:FT19187N6DMD - Head			4,154,550.88 CR
06-Jul-2019		Office Branch Addis Ababa			4,154,550.88 CR
<b>Total</b>			7,642,553.36	9,083,140.34	
<b>Closing Balance</b>					4,154,550.88 CR

Balance C/F



4,154,550.88 CR



# National Bank of Ethiopia

Sudan Avenue P.O.Box:5550, Tel:+251-11 551 7430, Fax:+251-11 551 4588  
Directorate / Department Foreign Exchange Monitoring and Reserve Management  
Work Unit Foreign Exchange

Print Date 08-Jul-2019  
Print Time 10:28:42  
User Id. 1/NBE0182

## STATEMENT OF ACCOUNT

ADDIS ABABA UNIVERSITY-CDT-AFRICA PROJECT LETTER REF NO KHA6/7/10 DD 19/4/2009	<b>Branch</b>		<b>Statement</b>	<b>Page</b>
	Head Office Branch Addis Ababa			2 of 2
	<b>Account Number</b>		<b>Currency</b>	
	0100171300038 ()		USD	
	<b>Period</b>	08-Jun-2019 - 07-Jul-2019		
	<b>Account Name</b>		ADDIS ABABA UNIVERSITY-CDT-AFRICA PROJECT	

Date	Value	Transaction	Debit (USD)	Credit (USD)	Balance (USD)
		<b>Balance B/F</b>			587,830.29 CR
04-Jul-2019	04-Jul-2019	Commercial Bank of Ethiopia	472.04		587,358.25 CR
04-Jul-2019		0001SNA19001309 Outward			587,358.25 CR
04-Jul-2019		Remittance - Head Office Branch			587,358.25 CR
04-Jul-2019		Addis Ababa			587,358.25 CR
<b>Total</b>			201,121.90	29,922.43	
<b>Closing Balance</b>					587,358.25 CR





# National Bank of Ethiopia

Sudan Avenue P.O.Box:5550, Tel:+251-11 551 7430, Fax:+251-11 551 4588  
Directorate / Department Foreign Exchange Monitoring and Reserve Management  
Work Unit Foreign Exchange

Print Date 08-Jul-2019  
Print Time 10:29:32  
User Id. 1/NBE0182

## STATEMENT OF ACCOUNT

Addis Ababa University-Center for Innovative Drug Development and Therapeutic Trials for Africa REF NO KHA6/7/17DD 10/7/2010		<b>Branch</b>		<b>Statement</b>	<b>Page</b>	
		Head Office Branch Addis Ababa			1 of 1	
		<b>Account Number</b>		<b>Currency</b>		
		0100171300041 ()		USD		
		<b>Period</b>	08-Jun-2019 - 07-Jul-2019			
<b>Account Name</b>		Addis Ababa University -Center for Innovative Drug				
Date	Value	Transaction	Debit (USD)	Credit (USD)	Balance (USD)	
		Opening Balance			37,118.33 CR	
<b>Total</b>			0.00	0.00		
<b>Closing Balance</b>					37,118.33 CR	





# National Bank of Ethiopia

Sudan Avenue P.O.Box:5550, Tel:+251-11 551 7430, Fax:+251-11 551 4588  
Directorate / Department Foreign Exchange Monitoring and Reserve Management  
Work Unit Foreign Exchange

Print Date 08-Jul-2019  
Print Time 10:30:18  
User Id. 1/NBE0182

## STATEMENT OF ACCOUNT

Addis Ababa University-Center for Innovative Drug Development and Therapeutic Trials for Africa REF NO KHA6/7/17DD 10/7/2010		Branch		Statement	Page	
		Head Office Branch Addis Ababa			1 of 1	
		Account Number		Currency		
		0100171300042 ()		EUR		
		Period	08-Jun-2019 - 07-Jul-2019			
Account Name		Addis Ababa University -Center for Innovative Drug				
Date	Value	Transaction	Debit (EUR)	Credit (EUR)	Balance (EUR)	
		Opening Balance			116,315.45 CR	
10-Jun-2019	10-Jun-2019	1 FCTRAN 2019 1211 - Head	50,000.00		66,315.45 CR	
10-Jun-2019		Office Branch Addis Ababa			66,315.45 CR	
Total			50,000.00	0.00		
Closing Balance					66,315.45 CR	



# COMMERCIAL BANK OF ETHIOPIA

Addis Ababa Branch

P.O.BOX 255, Addis Ababa

## Account Statement

1037787303

AA University CDT Africa Center B

Addis Ababa



Statement of Transactions For the period From 08 JUN 2019 to 07 JUL 2019

Account : 1000274503177

AA University CDT Africa Center B

Currency : ETB

Account Type : Ordinary Current Account

Date	Particulars	Reference	Narrative	Value Date	Debit	Credit	Balances
<b>Balance B/F</b>							<b>1,014,387.69</b>
04 07 2019	CDT.1236.19	FT19185T3YL3	CDT.1236.19	04 07 2019	-280,336.00	.00	1,014,387.69
04 07 2019	16481498	FT19185PYXXK	16481498	04 07 2019	-12,418.79	.00	1,001,968.90
04 07 2019	16481501	FT19185QRGX7	16481501	04 07 2019	-8,730.50	.00	993,238.40
05 07 2019	16481515	FT19186232T8	16481515	05 07 2019	-9,072.00	.00	984,166.40
05 07 2019	ASTER WUBSHET	TT191867VGV4		05 07 2019	.00	7,000.00	991,166.40
05 07 2019	ASTER WUBSHET	TT19186NN61Q		05 07 2019	.00	9,340.00	1,000,506.40
05 07 2019	CHQ NO.16481517	TT19186P46N1	16481517	05 07 2019	-4,499.35	.00	996,007.05
05 07 2019	ASTER WUBSHET	TT191865NGJ8		05 07 2019	.00	32,996.09	1,029,003.14
05 07 2019	ASTER WUBSHET	TT19186KHNG1		05 07 2019	.00	59,992.00	1,088,995.14
05 07 2019	ASTER WUBSHET	TT191865KGN5		05 07 2019	.00	158,565.66	1,247,560.80
05 07 2019	ASTER WUBSHET	TT19186BLM9J		05 07 2019	.00	109,766.00	1,357,326.80
05 07 2019	ASTER WUBSHET	TT1918641SH2		05 07 2019	.00	256,375.00	1,613,701.80
06 07 2019	BC16481516	FT19187TC141 \CAS	16481516	06 07 2019	-9,800.00	.00	1,603,901.80
06 07 2019	Outward MT103	FT19187N6DMD		06 07 2019	-1,603,901.80	.00	.00
<b>Balance C/F</b>					<b>-3,993,085.40</b>	<b>3,993,085.40</b>	<b>.00</b>

\*Please examine this statement promptly and immediately advice our Auditing Dept of any errors. If no error is reported with in fifteen days, this statement will be considered correct. \*



**ADDIS ABABA UNIVERSITY  
COLLEGE OF HEALTH SCIENCES**

**CDT -AFRICA**

NBE-ACCOUNT 0100171040208 RECONCILIATION

JULY 07,2019

BALANCE ACCORDING TO CASH LEDGER RECORD ON JULY 07,2019

WORLD BANK FUND	1,626,579.82
KINGS COLLEGE LONDON (ASSET PROJECT) FUND	609,929.06
UNIVERSITY OF SUSSEX LONDON (ENDPOINT PROJECT) FUND	834,140.77
EDCTP-EACCR 2-01 PROJECT FUND	128,657.01
EDCTP-EXIT TB-TB NODE FUND	14,922.14
EDCTP-EXIT TB PROJECT FUND	767,525.96
	<hr/>

**3,981,754.76**

ADD : OUTSTANDING DEPOSIT  
ERROR IN TRANSACTION RECORDS, IF ANY

SUB TOTAL

LESS: ERROR IN TRANSACTION RECORDS, IF ANY

ADJUSTED BALANCE

**3,981,754.76**

BALANCE ACCORDING TO BANK ACCOUNT STATEMENT ON JULY 07, 2019

ADD: ADDITIONS IN THE LEDGER ACCOUNT (NOT ADDED BY BANK)  
SUB TOTAL

LESS: DEDUCTIONS IN THE LEDGER ACCOUNT (NOT DEDUCTED BY BANK)

CK NO.

62,387.65
17,856.28
34,397.42
66,276.82
792.00
24,193.75
3,660.00
16,250.00

ADJUSTED BALANCE

**225,813.92**  
**3,981,754.76**



**ADDIS ABABA UNIVERSITY**  
**COLLEGE OF HEALTH SCIENCES**

**CDT -AFRICA**

CBE-ACCOUNT 1000274503177 RECONCILIATION

JULY 07,2019

BALANCE ACCORDING TO CASH LEDGER RECORD ON JULY 07,2019

- WORLD BANK FUND
- KINGS COLLEGE LONDON (ASSET PROJECT) FUND
- UNIVERSITY OF SUSSEX LONDON (ENDPOINT PROJECT) FUND
- EDCTP-EACCR 2-01 PROJECT FUND
- EDCTP-EXIT TB-TB NODE FUND
- EDCTP-EXIT TB PROJECT FUND

ADD : OUTSTANDING DEPOSIT

ERROR IN TRANSACTION RECORDS, IF ANY

SUB TOTAL

LESS: ERROR IN TRANSACTION RECORDS, IF ANY

ADJUSTED BALANCE

BALANCE ACCORDING TO BANK ACCOUNT STATEMENT ON JULY 07, 2019

ADD: ADDITIONS IN THE LEDGER ACCOUNT (NOT ADDED BY BANK)

SUB TOTAL

LESS: DEDUCTIONS IN THE LEDGER ACCOUNT (NOT DEDUCTED BY BANK)

ADJUSTED BALANCE





**ADDIS ABABA UNIVERSITY**  
**CDT-AFRICA**  
**Account Reconciliation in USD & its Equivalent**  
**Account Number 0100171300038**

Account Code 4102-01

As of January 08,2019

Date	Reference	in USD		Balance	Equivalent in ETB				
		Debit	Credit		Debit	Credit	Balance		
08-07-18	Opening Balance	795,241.36	-	<b>795,241.36</b>	21,699,432.89	-	<b>21,699,432.89</b>		
19-07-18	PV# 129826		1,500.00	793,741.36		41,428.65	21,658,004.24		
24-07-18	PV# 129827		2,840.00	790,901.36		78,854.87	21,579,149.37		
24-07-18	PV# 129828		16.39	790,884.97		452.68	21,578,696.69		
26-07-18	PV# 129829		14.20	790,870.77		394.27	21,578,302.42		
03-09-18	PV# 129831		660.00	790,210.77		18,419.81	21,559,882.61		
04-09-18	PV# 129832		1,030.00	789,180.77		28,740.19	21,531,142.42		
04-09-18	PV# 129833		8.45	789,172.32		235.80	21,530,906.62		
08-10-18	PV# 129834		50,000.00	739,172.32		1,381,990.00	20,148,916.62		
09-11-18	PV# 129835		640.00	738,532.32		18,048.38	20,130,868.24		
09-11-18	PV# 129836		640.00	737,892.32		18,048.38	20,112,819.86		
12-11-18	PV# 129837		427.00	737,465.32		11,617.69	20,101,202.17		
12-11-18	PV# 129838		2.13	737,463.19		60.08	20,101,142.09		
12-11-18	PV# 129839		6.40	737,456.79		180.48	20,100,961.61		
28-12-18	PV# 129840		50,000.00	687,456.79		1,403,445.00	18,697,516.61		
08-01-19	JV# 0941059		-	-	603,627.46				
<b>Ending Balance as of January 08, 2019</b>				<b>795,241.36</b>	<b>107,784.57</b>	<b>687,456.79</b>	<b>22,303,060.35</b>	<b>3,001,916.28</b>	<b>19,301,144.07</b>




**ADDIS ABABA UNIVERSITY  
CDT-AFRICA**

Account Reconciliation in USD & its Equivalent  
Account Number 0100171300038

Account Code 4102-01

As of July 07, 2019

Date	Reference	in USD			Equivalent in ETB		
		Debit	Credit	Balance	Debit	Credit	Balance
<b>OB (January 09, 2019)</b>		<b>687,456.79</b>	-	<b>687,456.79</b>	<b>19,301,144.07</b>	-	<b>19,301,144.07</b>
04-02-19	PV# 129841		50,000.00	637,456.79		1,411,045.00	17,890,099.07
26-03-19	PV# 129842		3,000.00	634,456.79		85,784.70	17,804,314.37
29-03-19	PV# 129844		50,000.00	584,456.79		1,425,980.00	16,378,334.37
02-04-19	PV# 129845		3,000.00	581,456.79		85,784.70	16,292,549.67
16-04-19	PV# 129846		3,000.00	578,456.79		86,975.70	16,205,573.97
16-04-19	PV# 129847		500.00	577,956.79		14,443.95	16,191,130.02
16-04-19	PV# 129848		250.00	577,706.79		7,221.98	16,183,908.04
22-04-19	PV# 129849		570.00	577,136.79		16,543.57	16,167,364.47
24-04-19	PV# 129850		300.00	576,836.79		8,670.54	16,158,693.93
10-05-19	PV# 129854		620.00	576,216.79		18,046.77	16,140,647.16
16-04-19	PV# 129856		35,794.11	540,422.68		1,032,569.11	15,108,078.05
16-04-19	PV# 129857		206.43	540,216.25		5,902.85	15,102,175.20
22-04-19	PV# 129858		2.85	540,213.40		82.72	15,102,092.48
30-05-19	PV# 129859		50,000.00	490,213.40		1,440,495.00	13,661,597.48
30-05-19	PV# 129860		6.33	490,207.07		182.86	13,661,414.62
30-05-19	PV# 129861		4.33	490,202.74		125.14	13,661,289.48
09-05-19	PV# 129862		518.47	489,684.27		15,006.20	13,646,283.28
19-05-19	PV# 129863		6.32	489,677.95		182.92	13,646,100.36
10-05-19	PV# 129866		3.10	489,674.85		90.23	13,646,010.13
19-05-19	PV# 129867		31.33	489,643.52		908.32	13,645,101.81
22-05-19	PV# 129868		31,874.22	457,769.30		924,966.39	12,720,135.42
22-05-19	PV# 129869		3.83	457,765.47		110.64	12,720,024.78
03-07-19	PV# 129870		50,000.00	407,765.47		1,446,585.00	11,273,439.78
06-07-19	JV# 0941365			407,765.47		526,028.89	11,799,468.67
<b>Ending Balance as of January 08, 2019</b>				<b>407,765.47</b>			<b>11,799,468.67</b>



**ADDIS ABABA UNIVERSITY**  
**CDT-AFRICA**  
**Account Reconciliation in USD & its Equivalent**  
**Account Number 0100171300038**

Account Code 4102-02 King's College London-ASSET project Grant  
As of January 08,2019

in USD				Equivalent in ETB			
Date	Reference	Debit	Credit	Balance	Debit	Credit	Balance
08-07-18	Opening Balance	346,775.38		346,775.38	9,462,321.08		9,462,321.08
08-10-18	PV# 129852		50,000.00	296,775.38		1,381,990.00	8,080,331.08
08-01-19	JV# 0941059	-	-	296,775.38	252,023.52		8,332,354.60
<b>Ending Balance as of January 08, 2019</b>		<b>346,775.38</b>	<b>50,000.00</b>	<b>296,775.38</b>	<b>9,714,344.60</b>	<b>1,381,990.00</b>	<b>8,332,354.60</b>

OB (January 09,2019)							
	PV#	Debit	Credit	Balance	Debit	Credit	Balance
04-02-19	PV# 129853		50,000.00	246,775.38		1,411,045.00	6,921,309.60
29-03-19	PV# 129854		50,000.00	196,775.38		1,425,980.00	5,495,329.60
24-04-19	PV# 129855		100,000.00	96,775.38		2,862,250.00	2,633,079.60
30-05-19	PV# 129856		50,000.00	46,775.38		1,440,495.00	1,192,584.60
06-07-19	JV# 0941365	-	-	46,775.38	160,949.89	-	1,353,534.49
<b>Ending Balance as of July 07, 2019</b>				<b>46,775.38</b>			<b>1,353,534.49</b>




**ADDIS ABABA UNIVERSITY**  
**CDI-AFRICA**  
**Account Reconciliation in USD & its Equivalent**  
**Account Number 0100171300038**

**Account Code 4102-03 The University of Sussex-BSMS (Endpoint project Grant)**

**As of January 08, 2019**

Date	Reference	in USD		Equivalent in ETB	
		Debit	Credit	Debit	Balance
08-07-18	Opening balance	292,260.71	-	7,974,801.09	7,974,801.09
08-10-18	PV# 129902		50,000.00	242,260.71	1,381,990.00
08-01-19	RV# 969666	935.40		243,196.11	25,925.85
08-01-19	JV# 0941059			243,196.11	209,310.00
<b>Ending Balance as of January 08, 2019</b>		<b>293,196.11</b>	<b>50,000.00</b>	<b>243,196.11</b>	<b>8,210,036.94</b>
					<b>1,381,990.00</b>
					<b>6,828,046.94</b>

Date	Reference	in USD		Equivalent in ETB	
		Debit	Credit	Debit	Balance
<b>OB (January 09, 2019)</b>		<b>243,196.11</b>	<b>-</b>	<b>243,196.11</b>	<b>6,828,046.94</b>
04-02-19	PV# 129903		50,000.00	193,196.11	1,411,045.00
01-03-19	RV# 969667	630.26		193,826.37	17,863.71
29-03-19	PV# 129904		50,000.00	143,826.37	1,425,980.00
06-05-19	PV# 129905		1,150.00	142,676.37	33,457.76
06-05-19	PV# 129906		1,150.00	141,526.37	33,465.81
09-05-19	PV# 129964		5.75	141,520.62	167.29
09-05-19	PV# 129965		5.75	141,514.87	167.33
10-05-19	PV# 129953		466.06	141,048.81	13,618.74
22-05-19	RV# 969669	1,150.00		142,198.81	33,042.49
30-05-19	PV# 129907		50,000.00	92,198.81	1,440,495.00
10-06-19	PV# 129908		320.59	91,878.22	9,367.96
10-06-19	PV# 129909		320.59	91,557.63	9,367.96
04-07-19	PV# 129910		5.98	91,551.65	174.74
04-07-19	PV# 129911		4.34	91,547.31	126.82
06-07-19	PV# 129912			91,542.97	126.82
06-07-19	JV# 0941365			91,542.97	147,577.86
<b>Ending Balance as of July 07, 2019</b>				<b>91,542.97</b>	<b>2,648,969.77</b>
					<b>2,648,969.77</b>



**ADDIS ABABA UNIVERSITY  
CDI-AFRICA**

**Account Reconciliation in Euro & its Equivalent  
Account Number 0100171300042**

**Account Code 4102-04 EDCTP (PROFORMA) Grant**

**As of January 08, 2019**

Date	Reference	in USD		Balance	Equivalent in ETB		
		Debit	Credit		Debit	Credit	Balance
08-07-18	Opening Balance	38,533.55	-	38,533.55	1,230,407.08	-	1,230,407.08
19-10-18	PV# 77801	-	10,000.00	28,533.55	-	315,438.00	914,969.08
19-10-18	PV# 77802	-	821.90	27,711.65	-	25,925.85	889,043.23
14-11-18	RV# 969703	6,793.45	-	34,505.10	212,538.52	-	1,101,581.75
08-01-19	JV# 0941060	-	-	-	3,402.57	-	1,104,984.42
Ending Balance as of January 08, 2019		45,327.00	10,821.90	34,505.10	1,446,348.27	341,363.85	1,104,984.42
OB (January 09, 2019)		34,505.10	-	34,505.10	1,104,984.42	-	1,104,984.42
04-02-19	PV# 77803	-	23,000.00	11,505.10	-	743,067.90	361,916.52
29-03-19	PV# 77804	-	1,500.00	10,005.10	-	48,032.70	313,883.82
06-07-19	JV# 0941367	-	-	10,005.10	-	-	313,883.82
Ending Balance as of July 07, 2019		-	-	10,005.10	12,864.74	-	326,748.56
		-	-	10,005.10	-	-	326,748.56



**ADDIS ABABA UNIVERSITY**  
**CDT-AFRICA**  
**Account Reconciliation in USD & its Equivalent**  
**Account Number 0100171300038**

Account Code 4102-05 EDCTP (Uganda Virus Research Institute) Grant  
 As of January 08, 2019

Date	Reference	in USD		Equivalent in ETB	
		Debit	Credit	Debit	Credit
08-07-18	Opening balance	17,264.99	-	471,102.88	-
19-10-18	PV# 77901		8,000.00		221,729.60
08-01-19	JV# 0941059			10,753.36	
<b>Ending Balance as of January 08, 2019</b>		<b>17,264.99</b>	<b>8,000.00</b>	<b>481,856.24</b>	<b>221,729.60</b>

OB (January 09, 2019)		9,264.99	-	9,264.99	260,126.64	-	260,126.64
12-06-19	RV# 969670	3,379.80		12,644.79	97,420.75		357,547.39
06-07-19	JV# 0941365			12,644.79	8,353.63		365,901.02
<b>Ending Balance as of July 07, 2019</b>				<b>12,644.79</b>			<b>365,901.02</b>



**ADDIS ABABA UNIVERSITY**  
**CDT-AFRICA**  
**Account Reconciliation in USD & its Equivalent**  
**Account Number 0100171300038**

Account Code 4102-05-02 EDCTP (Uganda Virus Research Institute) Grant

As of July 07, 2019

Date	Reference	in USD		Equivalent in ETB	
		Debit	Credit	Debit	Credit
01-07-19	RV# 969671	26,542.63	-	767,509.37	-
06-07-19	JV# 0941365			552.06	
<b>Ending Balance as of July 07, 2019</b>		<b>26,542.63</b>	<b>-</b>	<b>768,061.43</b>	<b>-</b>
				<b>26,542.63</b>	
					<b>768,061.43</b>




**ADDIS ABABA UNIVERSITY**  
**CDT-AFRICA**

Account Reconciliation in USD & its Equivalent  
Account Number 0100171300038

Account Code 4102-06 EDCTP (EXIT-TB (TB-node) Grant

As of July 07, 2019

Date	Reference	in USD		Equivalent in ETB		
		Debit	Credit	Debit	Credit	
08-07-18	Opening balance	10,435.05	-	284,737.04	-	
19-10-18	PV# 77852		8,348.04		231,375.95	
08-01-19	IV# 0941059			5,234.43		
06-07-19	IV# 0941365			1,796.08		
<b>Ending Balance as of July 07, 2019</b>		<b>10,435.05</b>	<b>8,348.04</b>	<b>2,087.01</b>	<b>291,767.55</b>	
					<b>231,375.95</b>	
						<b>60,391.60</b>
						<b>60,391.60</b>







**ADDIS ABABA UNIVERSITY**  
**CDT-AFRICA**  
**Account Reconciliation in Euro & its Equivalent**  
**Account Number 0100171300042**

Account Code 4102-06-02 EDCTP (EXIT-TB Grant)  
**As of January 08,2019**

Date	Reference	in USD		Balance	Equivalent in ETB		
		Debit	Credit		Debit	Credit	Balance
08-07-18	Opening balance	-	-	-	-	-	
11-10-18	RV# 969702	157,459.08	-	157,459.08	5,031,778.11	5,031,778.11	
19-10-18	PV# 77851	-	50,000.00	107,459.08	-	3,454,588.11	
19-10-18	PV# 77853	-	740.00	106,719.08	1,577,190.00	3,430,631.42	
22-10-18	PV# 77854	-	400.00	106,319.08	23,956.69	3,417,762.34	
23-10-18	PV# 77855	-	5.03	106,314.05	12,869.08	3,417,600.51	
23-10-18	PV# 77856	-	3.70	106,310.35	161.83	3,417,480.73	
08-01-19	JV# 0941060	-	-	-	119.78	3,417,480.73	
<b>Ending Balance as of January 08, 2019</b>		<b>157,459.08</b>	<b>51,148.73</b>	<b>106,310.35</b>	<b>5,031,778.11</b>	<b>1,627,316.72</b>	<b>3,404,461.39</b>

OB (January 09,2019)		106,310.35	-	106,310.35	3,404,461.39	-	3,404,461.39
05-06-19	PV# 77857		50,000.00	56,310.35		1,622,430.00	1,782,031.39
				56,310.35			1,782,031.39
06-07-19	JV# 0941367				56,963.28		1,838,994.67
<b>Ending Balance as of July 07, 2019</b>				<b>56,310.35</b>			<b>1,838,994.67</b>



**CDT-AFRICA**  
**Account Reconciliation in USD & its Equivalent**  
**Account Number 0100171300041**

**Account Code 4102-07 King's College London-IPV project Grant**

**As of July 07, 2019**

Date	Reference	in USD		Balance	Equivalent in ETB		Balance
		Debit	Credit		Debit	Credit	
15-02-19	Opening Balance (RV# 969668)	37,118.33	-	37,118.33	1,049,524.49		1,049,524.49
06-07-19	JV# 0941366				24,564.91		1,074,089.40
<b>Ending Balance as of July 07, 2019</b>		<b>37,118.33</b>	<b>-</b>	<b>37,118.33</b>	<b>1,074,089.40</b>	<b>-</b>	<b>1,074,089.40</b>



## AAU-CHS-CDT AFRICA 0100171040208 TA

## General Ledger Trial Balance

As of 7 Jul 2019

Filter Criteria includes: Report order is by ID. Report is printed in Detail Format.

Account ID	Account Description	Debit Amt	Credit Amt
1489	Foreign Exchange Gain/loss		1,129,656.35
1489-02 ASSET	Foreign exch. Gain/loss-ASSET		412,973.41
1489-03 Endpoin	Foreign Exch.gain/loss-Endpoin		357,845.25
1489-04 PROFORM	Foreign Exch.gain/loss-PROFORM		16,207.61
1489-05 EACCR2	Foreign Exch.Gain/loss-EACCR2		19,106.99
1489-05-02 UVRI	Feriegn exchange Gain/loss-UVRI		552.06
1489-06 EXIT-TB	Foreign Exch. Gain/loss-EXIT-T		7,030.51
1489-06-02 EXTB	Foreign exch. gain/loss-EXITB		43,943.94
1489-07 IPV	Foreign exchange Gain/loss/IPV		24,564.91
2399-04 PROFORM	Grant from EDCTP-PROFORMA		212,538.52
2399-05 ESCCAR2	Grant from UVRI		97,420.75
2399-05-02 UVRI	Grant from UVRI		767,509.37
2399-06-02EXITB	Grant from NIMR-EDCTP EXIT TB		5,031,778.11
2399-07 IPV	Grants from King's Colleg Lond		1,049,524.49
4102	Cash at Bank US\$ IDA WB Grant	11,799,468.67	
4102-02 ASSET	Cash at Bank USD Kings' colleg	1,353,534.49	
4102-03 EnDPOIN	Cash at Bank USD BSMS	2,648,969.77	
4102-04 PROFORM	Cash at Bank-EDCTP PROFORMA	326,748.56	
4102-05 EACCR2	Cash at Bank USD UVRI Grant	365,901.02	
4102-05-02 UVRI	Cash at Bank UVRI	768,061.43	
4102-06 EXIT TB	Cash at Bank USD NIMR	60,391.60	
4102-06-02EXITB	Cash at Bank EDCTP EXIT TB	1,838,994.67	
4102-07 IPV	Cash at Bank King's colle. Lon	1,074,089.40	
4103	Cash at Bank Birr Account	1,591,206.32	
4103-02 ASSET	Cash at Bank Birr Accout-ASSET	588,695.11	
4103-03 EndPoin	Cash at Bank Birr Acc-EndPoint	811,318.30	
4103-05 EACCR2	Cash at Bank EACCR2	128,657.01	
4103-06 EXIT-TB	Cash at Bank birr acc EXTB nod	14,922.14	
4103-06-02 EXTB	Cash at Bank birr acc EXIT TB	846,955.88	
4105-01 WB	Letter od Credit-WB	1,957,535.50	
4203-21 AlemTay	Advance to Staff	3,094.46	
4203-24 Genet M	Advance to staff	700.00	
4203-25 Tges AJ	Advance to staff	195.00	
4203-26 Shewang	Advance to staff	150.00	
4203-42 Solo Te	Advance to staff	19,760.92	
4203-46 Aster W	Advance To Staff	20.00	
4203-50-Mer	Mersha Kinfe	7,000.00	
4203-51-Asr	Dr. Asrat Mengesha	7,000.00	
4203-52-Oum	Oumer Ali	7,000.00	
4203-53-TgN	Tigist Nemera	292.50	
4203-58 Yodit	Advance to stasff	1,000.00	
4210-04 PROFORM	Other Advances (PROFORMA)	75,248.96	
4210-07 BSMS	Advance to BSMS	32,783.04	
4210-08 OPAL	Other advances-OPAL	153,550.00	
4211-03 Getahun	Purchases Advance	50,395.87	
4211-04 Wogayeh	Purchases Advances	6.35	
4253-01 ABS Int	Advance to Supplier-ABS Intern	15,006.20	
5021-03 Endpoin	Due to staff		105.00
5021-06-02 EXIT	Due to staff-EXIT TB		120.00
5028-01	Other Payable within theGov'nt		41,382.43
5028-03 Endpoin	Other payables within Go't		74,388.93
5061	Retention		14,235.44
5601	Fund Balancce		24,966,986.74
5603	Retained Earnings		17,625,099.86
6113-02 ASSET	Wages to contract staff-ASSET	2,157,000.00	
6113-03 EndPoin	Salary Expense-EndPoint	1,610,250.00	
6113-04 PROFORM	Wages to contract staff	121,000.00	
6113-06-02EXTB	Salary EXTB	429,833.33	
6113-1.1	Wages to Cont.- Empl.center st	2,250,900.00	
6114-1.1	Wages to Cas.- Employment cent	30,313.85	
6116-02	OT payment ASSET	86,542.67	
6116-02 ASSET	TOP up payment ASSET	833,546.10	
6116-03	OT- Payments-Endpoint	195,617.41	



## AAU-CHS-CDT AFRICA 0100171040208 TA General Ledger Trial Balance As of 7 Jul 2019

Filter Criteria includes: Report order is by ID. Report is printed in Detail Format.

Account ID	Account Description	Debit Amt	Credit Amt
6116-04 PROFORM	Personnel cost-PROFORMA	550,301.66	
6116-05 EACCR2	Personnel cost EACCR2	92,518.27	
6116-06 EXTB	OT payment EXIT TB	135,715.17	
6116-06-02EXIT	Personnel cost-EXIT TB	166,640.74	
6116-1.1	Miscellaneous Payments- Em. CS	56,860.99	
6123-01-02ASSET	Communication allowance-ASSET	7,400.00	
6123-01-04PROFO	Communication allowance-PROFOR	24,000.00	
6123-01-1.1	Commun. Allow-Employment of cen	62,490.00	
6123-02-02ASSET	Transport allowance-ASSET	195,066.67	
6123-02-03 Endp	Transport allowance Endpoint	51,550.00	
6123-02-04PROFO	Transport Allowance-RPOFORMA	24,000.00	
6123-02-06-02EX	Transport Allowance-EXTB	60,333.33	
6123-02-1.1	Transport Allow-Employment cen	147,026.66	
6123-03-02ASSET	Oher Benefit-ASSET	4,000.00	
6123-03-1.1	other benefits	1,993.33	
6131-01-03 EndP	Pension Contribution-EndPoint	177,127.50	
6131-01-1.1	11% Gov't pen. con.- Employm	247,599.00	
6131-02 ASSET	Pension contribution-ASSET	237,270.00	
6131-04 PROFORM	Pension contribution-PROFORMA	31,520.00	
6131-06-02EXTB	Pension cont. EXTB	47,281.67	
6211-2.4 Msc P	Uniform and Clothe Expense	27,119.88	
6211-3.2	Uniform Expense	11,040.00	
6212-02 ASSET	Office supplies-ASSET	281,321.81	
6212-03 ENDPOIN	Office Supplies-ENDPOINT	206,428.00	
6212-06-02 EXIT	Office supplies-EXIT TB	448,559.92	
6212-1.2	Office Supplies-Setting up cen	338,642.64	
6212-1.4 A	Office Supplies-Consortium pla	4,499.35	
6212-3.1	Initiate Terial Tropic Expense	36,826.93	
6212-3.2 precli	Office supp. Clinical Trial	4,999.63	
6213-02	Printings-Asset Project	69,122.15	
6213-03 Endpoint	printings-Endpoint	26,643.14	
6213-04 PROFORM	Printings PROFORMA	1,169.99	
6213-06-02 EXTB	Printin cost- EXIT TB	10,849.62	
6213-1.2	Printing-Setting up center off	32,600.14	
6214-03 ENDPOIN	Medical Supplies	120,919.79	
6214-2.3 Learne	Medical Supplies Expense	40,293.97	
6217-02 ASSET	Fuel expense-ASSET	87,074.23	
6217-03 Endpoint	Fuel expense ENDPOINT	53,673.95	
6217-06-02EXITB	Fuel Expense EXIT TB	9,900.00	
6217-1.2	Fuel and Lub. - Setting up cen	10,246.00	
6218-02	Other Material and Supplise	18,803.01	
6218-03 Endpoint	other materials & supplies	2,000.00	
6218-1.2	Other Materials & Sup.-Setting	34,001.97	
6218-3.1t	Other Material	5,888.00	
6218-3.4	Clinical Trials Expense	38,400.00	
6219-1.2	Mescellaneous Equipment	2,181.20	
6223-02	Access Data Expense	150,000.00	
6223-2.4 MSc Ph	Chemicals for MSc r/ch	91,760.00	
6223-3.1 PhD Rc	Purchases of Chemicals	198,391.84	
6231-02 ASSET	Per Diem Expense-ASSET	698,101.61	
6231-03 EndPoin	Perdiem Expense-Endpoint	313,165.00	
6231-04 PROFORM	Perdiem Expense-PROFORMA	156,457.76	
6231-06-02EXITB	Perdiem Expense-EXIT TB	97,479.69	
6231-1.2	Per diem- Setting up center of	83,850.00	
6231-4.2 A	Per diem-Capacity Bulilding KF	91,814.45	
6231-5.1 GrantA	Perdiem expense-Grant Applcat	47,162.50	
6232-02 ASSET	Transport cost-ASSET	59,846.00	
6232-03 EndPoin	Transport cost for Endpoint	113,329.34	
6232-06 EXIT-TB	Transport cost-EXIT TB	11,098.00	
6232-06-02EXTB	Transport cost EXTB	151,790.46	
6232-1.4 A	TF- Consortium planning meetin	2,933.00	
6232-1.4 P	TF- Consortium planning meetin	9,072.00	
6232-2.2 Shotr	Transport cost-Short term cour	85,450.00	
6232-2.3PhD	Ongoing PhD Student suport	15,955.00	



**AAU-CHS-CDT AFRICA 0100171040208 TA**  
**General Ledger Trial Balance**  
**As of 7 Jul 2019**

Filter Criteria includes: Report order is by ID. Report is printed in Detail Format.

Account ID	Account Description	Debit Amt	Credit Amt
6232-2.5 P	TF- Enrolment of PhD,Msc stude	75,706.00	
6232-3.1 R/ch	Transport cost for R/ch	10,964.00	
6232-3.2CCPC	Transport expense	6,857.00	
6232-4.2 A	TF- Capacity Building for KF	336,868.00	
6232-4.2 P	TF- Capacity Building for KF	106,597.00	
6232-4.3 HSAB	HSAB(Travel Expense)	95,784.00	
6233-02 ASSET	Official Entertainment-ASSET	3,751.40	
6233-03 ENDPOIN	Official entertainment-Endpoint	9,381.72	
6233-04 PROFORM	Official Entert. exp.PROFORMA	10,936.50	
6233-1.2	Official Ent. Setting up cent	11,100.04	
6233-1.4 A	Official Ent.-Consortium plann	12,105.11	
6233-3.1 R/ch	Initiate theraputic innovation	19,099.17	
6233-3.2 Msc	Official entertainment-Msc	13,595.05	
6233-3.2 OF	Condat Confirmation of Clinica	3,914.65	
6241-02 ASSET	Maint.& rep. of Vehicle-ASSET	125,224.84	
6241-03Endpoint	Maint. & rep. of vehicle-ENDPO	110.00	
6241-1.2	Main. & Rerp- Setting up cente	7,514.00	
6241-1.5	Vehicle Maint. cost fuel	116,039.98	
6244-1.2	Main.rep bilg-Setting up cente	10,665.90	
6251-02 ASSET	Cont. professional fee ASSET	1,568,601.20	
6251-03	Contract Profitional Fee- End	95,846.15	
6251-03 ENDPOIN	Contractual pay-ENDPOINT	91,954.03	
6251-04 PROFORM	Professional payment-PROFORMA	180,000.00	
6251-06 EXTB	Contracted prof Fee EXTB	16,062.20	
6251-06-02 EXTB	Contractual Fee-EXIT TB	35,805.24	
6251-1.2 Cs SCO	Consultancy service set up cen	11,730.00	
6251-2.4 Msc	Msc Lecturer Fee expense	123,509.53	
6251-3.2	Conduct Confermation Study	100,000.00	
6252-02 ASSET	Rent- ASSET	227,976.00	
6253-02 ASSET	Adverising Eaxpense ASSET	41,411.50	
6253-03 ENDPOIN	Advertising-ENDPOINT	4,600.00	
6253-04 PROFORM	Advertising expense-PROFORMA	2,300.00	
6253-06-02 EXIT	Advertising expense- EXIT TB	4,600.00	
6253-1.1	Advertising-Employment of cent	14,265.75	
6253-2.4 MSc Ph	Vaccancy advert	4,600.00	
6254-02	Insurance Expense	2,760.00	
6254-03	Insurance Expense	3,226.15	
6255-1.2	Freight-Setting up center offi	3,760.00	
6256-01CHS PhD	Servise Charge Expense	6,811.17	
6256-02 ASSET	Fees & cahrges-ASSET	28,008.19	
6256-03 Endpoin	Fess & charges-Endpoint	14,203.78	
6256-04 PROFORM	Fees & charges-PROFORMA	3,100.97	
6256-05 EACCR2	Fees & charges EACCR2	554.32	
6256-06 EXTBNOD	Fees & charges EXIT TB node	578.44	
6256-06-02EX TB	Fees & charges EXIT TB	8,315.66	
6256-1.2	Fees & Charges-Setting up cent	73,339.48	
6256-1.5	Fee and Charge Expense	136,085.35	
6256-2.3 A	Fees & charges- MSC in clinica	9,300.00	
6256-2.3 PhD st	Fees & Char Ongoing PhD Studen	1,857.05	
6256-4.2 A	Fees & Charges-Capacity Buil.K	8,004.56	
6256-4.4ME	Servise Charge Expense	207.86	
6256-5.1A	Fees & charges	235.80	
6258-02	Utility Expense	4,180.00	
6258-02 ASSET	Telecommunication sharges	13,680.00	
6258-06-02 EXIT	Telecominication Charge-Exit T	4,750.00	
6258-1.2	Setting up additional office	9,009.47	
6271-02 ASSET	Local Training ASSET	858,981.67	
6271-03 ENDPOIN	Local Training-ENDPOINT	631,386.86	
6271-06-02 EXIT	local training-EXIT TB	412,248.54	
6271-1.4	Host annual consortium meeting	46,769.44	
6271-2.2	Delevry of Short Term Course	100,379.59	
6271-2.3	Local training	4,927.00	
6271-2.4	Local training	99,415.67	
6272-02	EXTERNAL TRAINING- ASSET	119,846.00	



**AAU-CHS-CDT AFRICA 0100171040208 TA**  
**General Ledger Trial Balance**  
**As of 7 Jul 2019**

Filter Criteria includes: Report order is by ID. Report is printed in Detail Format.

Account ID	Account Description	Debit Amt	Credit Amt
6272-03	External Training-End Point	101,419.00	
6272-04 PROFORM	External training-PROFORMA	38,738.03	
6272-06-02EXITB	Training cost EXI TB	99,838.08	
6272-2.2Short T	Delevery of Short Term Study	209,887.05	
6272-4.1A	Quality Bench Marking Expense	78,854.87	
6272-4.2A	External Training	56,242.60	
6272-4.2CP	Capacity Building expense	30,491.00	
6272-4.3	Siyntific Adviser Meeting Expe	44,732.47	
6272-4.4 ME	Monitoring and Evaluation Expen	59,410.11	
6313-02	Fixed Asset-ASSET project	398,809.98	
6313-03	Fixed Asset-End Point	64,999.39	
6313-06-02 EXIT	Fixed Asset- EXIT TB	258,272.39	
6313-1.2	Fxed Assets-Setting up center	189,737.90	
6313-2.1 Fixed	Procurement of Laptop	263,950.00	
6313-2.1 P	Fixed Assets for PhD students	34,484.99	
6313-2.1Learnin	Learnig Fasilitate Expense	90,966.00	
6314-02	Furniture & Fixture-ASSET	69,924.00	
6314-06-02 EXIT	Furniture & Fixure-EXIT TB	56,295.12	
6314-1.2	Purchase of bu. Furnish-Settin	83,874.16	
6314-2.4 MSc Ph	Procurement of Furniture & Fix	50,220.00	
6323-2.3 PhD	Chemicals for PhD students	4,476.00	
6324-1.2	Cons. Inf.-Setting up center	13,619.04	
6412-01 CHS	Procurement Laptop	131,974.93	
6412-06 TB NODE	Gratitudes-TB NODE	53,000.00	
6417-01 CHS sup	Stipend to CHS PhD program	258,545.10	
6417-02 ASSET	Grants & Gratitudes-ASSET	120,836.00	
6417-03Stip.End	Stipend Payment-Endpoint	1,020,770.67	
6417-04 Stip PR	Stipend PROFORMA	23,870.97	
6417-06-02 EXIT	Stipend Payment Exit TB	86,317.71	
6417-2.3 PhD St	Stipend expense for PhD studen	378,474.00	
6417-2.4 Msc St	Stipend expense for Msc studen	422,726.64	
6419-03 Endpoin	Mislaneous payment ENDPOINT	10,000.00	
6419-6.1 Mis	Miscellaneous pay-Audit fee	96,600.00	
	<b>Total:</b>	<b>51,892,970.67</b>	<b>51,892,970.67</b>

