

Date: 21/08/2021

Ref.No. CDT/1155/21

To: World Bank-Financial Management Team
Ethiopia Country Office
Addis Ababa

Megersa 24/8/21

Subject: Submission of CDT-Africa annual financial report for the year ended July 07,2021

Attached here please find the financial reports for the Center for Innovative Drug Development and Therapeutic Trials for Africa (CDT-Africa), College of Health Sciences, Addis Ababa University. The report consists of;

1) Statement of Sources and Uses of Funds, 2) Uses of Fund breakdowns, 3) Disbursement Linked Indicators (DLI), 4) Statement of Reimbursable Eligible Expenditure Programs (EEP), 5) Satetements of Financial position, and 6) account (Bank) statements with their reconciliation and fund balances. The financial report is for the year ended 07, July 2021 (Sene 30, 2013 E.C), and it includes the Center's externally generated revenues & expenditures.

With kind regards,

Abebe Fekadu




Professor Abebaw Fekadu, MD, PhD
Head, Center for Innovative Drug Development and Therapeutic Trials for Africa (CDT-Africa)
College of Health Sciences
Addis Ababa University

CC:


- Budget and Finance Directorate- Addis Ababa University (AAU) *5/1/14*
- Chief Executive Director (CHS) *5/1/14*
- Chief Administrative and Finance Directorate, AAU, College of Health Sciences (CHS) *5/1/14*
- Finance Office (CHS) *5/1/14*
- Finance Office, CDT-Africa Finance, (CHS)
Addis Ababa

CENTER FOR INNOVATIVE DRUG DEVELOPMENT AND THERAPEUTIC TRIALS FOR AFRICA (CDT- AFRICA), ADDIS ABABA UNIVERSITY
AFRICA HIGHER EDUCATION CENTERS OF EXCELLENCE PROJECT (P151847-IDA57940)
STATEMENT OF SOURCES & USES OF FUNDS (BIRR)
FOR THE PERIOD ENDING JULY 07,2021

Source of Funds	Semi-Annual period Ending January 08,2021	Semi-Annual period Ending July 07,2021	Commutative For year End of July 07,2021
OPENING CASH BALANCE (BBF)			
Government Funds	-	-	-
World Bank IDA Funds	42,079,820.32	81,562,459.51	42,079,820.32
Student Fees	-	-	-
Others	-	-	-
TOTAL OPENING BALANCE-WORLD BANK IDA FUND [A]	42,079,820.32	81,562,459.51	42,079,820.32
ADD: RECEIPTS:			
Government Funds	-	-	-
World Bank IDA Funds	44,791,018.95	-	44,791,018.95
Student Fees	-	-	-
Others (Bid document sales)	-	-	-
TOTAL CURRENT PERIOD RECEIPT-IDA & Other source [A']	44,791,018.95	-	44,791,018.95
EXTERNALLY GENERATED REVENUES : OPENING FUND BALANCE (BALANCE)			
CDT-AFRICA- University of Sussex -BSMS (EndPoint project) Grant	11,263,860.47	9,825,559.30	11,263,860.47
CDT-AFRICA-King's College London (ASSET Project) Grant	12,119,808.29	12,714,731.39	12,119,808.29
CDT-AFR-CA-EDCTP-PROFORMA Grant	361,030.83	1,497,068.22	361,030.83
CDT-AFRICA-EDCTP-EACCR-2 (Uganda Virus Research Institute) Grant	661,941.66	481,319.93	661,941.66
CDT-AFRICA-EDCTP-EXIT-TB (TB-node) Grant	825,126.17	940,590.19	825,126.17
CDT-AFRICA-EDCTP-NIMR-EXIT-TB Grant	1,918,391.65	2,171,492.48	1,918,391.65
CDT-AFRICA-King's College London (IPV Project) Grant	1,901,692.46	1,766,341.03	1,901,692.46
CDT-AFRICA-EDCTP-Prazopt Grant	3,446,984.47	4,331,161.53	3,446,984.47
CDT-AFRICA-VINS Bioproducts LTD-Clinical Study of TAT Safe Grant	876,042.50	981,972.50	876,042.50
University of Sussex -BSMS (IMPRESS project) Grant	105,464.10	219,430.51	105,464.10
University of London-AHOP National Center 4: Ethiopia project grant	1,261,500.85	2,865,782.04	1,261,500.85
EXTERNALLY GENERATED REVENUES :TOTAL OPENING FUND BALANCE (B)	34,741,843.45	37,795,449.12	34,741,843.45
EXTERNALLY GENERATED REVENUES :CURRENT PERIOD RECEIPT			
University of Sussex -BSMS (EndPoint project) Grant	-	-	-
King's College London (ASSET Project) Grant	2,975,469.93	-	2,975,469.93
CDT-AFR-CA-EDCTP-Karolinska Institute-PROFORMA Grant	958,394.07	-	958,394.07
CDT-AFRICA-EDCTP-EACCR-2 (Uganda Virus Research Institute) Grant	-	-	-
CDT-AFRICA-EDCTP-NIMR-EXIT-TB Node Grant	-	48,638.20	48,638.20
CDT-AFRICA-EDCTP-NIMR-EXIT-TB Grant	1,325,643.00	2,712,715.47	4,038,358.47
CDT-AFRICA-King's College London (IPV Project) Grant	-	-	-
CDT-AFRICA-EDCTP-Prazopt Grant	430,180.55	-	430,180.55
CDT-AFRICA-VINS Bioproducts LTD-Clinical Study of TAT Safe Grant	-	-	-



University of Sussex- BSMS (IMPRESS project) Grant	1,532,592.38	1,473,002.07	3,005,594.45
University of London-AHOP National Center 4: Ethiopia project	3,451,593.30	4,249,335.70	7,700,929.00
ClinOps Project- BILL & MELLNDA Gates Foundation Fund	-	24,679,820.93	24,679,820.93
EXTERNALLY GENERATED REVENUES :TOTAL CURRENT PERIOD RECEIPT (C)			
Gain on exchange of foreign currency- The University of Sussex -BSMS (EndPoint project) Grant	10,673,873.23	33,163,512.37	43,837,385.60
Gain on exchange of foreign currency-King's College London (ASSET Project) Grant	1,046,378.66	893,983.99	1,940,362.65
Gain on exchange of foreign currency-King's College London (ASSET Project) Grant	1,482,690.98	1,212,539.39	2,695,230.37
Gain on exchange of foreign currency-EDCTP-PROFORMA Grant	177,643.32	86,069.39	263,712.71
Gain on exchange of foreign currency-EACCR-2 (Uganda Virus Research Institute) Grant	47,816.90	48,479.57	96,296.47
Gain on exchange of foreign currency-EDCTP-EXIT TB Grant	160,064.02	73,457.68	233,521.70
Gain (loss) on exchange of foreign currency-EXIT-TB (TB-node) Grant	341,375.03	269,792.41	611,167.44
Gain on exchange of foreign currency-King's College London (IPV Project) Grant	190,546.16	156,701.53	347,247.69
Gain on exchange of foreign currency-EDCTP-Prazopt Grant	696,155.07	329,182.08	1,025,337.15
Gain on exchange of foreign currency-EDCTP-Praxopt Grant	105,930.00	89,213.03	195,143.03
Gain on exchange of foreign currency-IMPRESS Project grant Grant	5,163.21	69,287.66	74,450.87
Gain on exchange of foreign currency-VINS Bioproducts LTD-Clinical Study of TAT Safe Grant	313,115.46	569,746.15	882,861.61
Gain on exchange of foreign currency-AHOP National Center 4: Ethiopia Grant	-	1,206,014.42	1,206,014.42
Gain on exchange of foreign currency-ClinOps Project- BILL & MELLNDA Gates Foundation Fund	-	1,206,014.42	1,206,014.42
Total Gain on exchange of foreign currency (D)	4,566,878.81	5,004,467.30	9,571,346.11
TOTAL EXTERNALLY GENERATED REVENUES [E] = B+C+D	49,982,595.49	75,963,428.79	88,150,575.16
(Gain on exchange of foreign currency-WB FUND) Semi-Annual period ending January 09,2021 & July 07,2021 [F]	3,779,436.33	7,223,951.73	11,003,388.06
TOTAL FINANCING FROM WORLD BANK FUND [A+A'+F]= G	90,650,275.60	88,786,411.24	97,874,227.33
GRAND TOTAL FINANCING FROM WORLD BANK & EXTERNALLY GENERATED REVENUES [E+G] = H	140,632,871.09	164,749,840.03	186,024,802.49
LESS: ACE Expenditure as per project Implementation plan			
EXPENDITURE CLASSIFICATION 1			
Well functioning CDT-Africa Consortium	4,380,071.42	4,811,304.03	9,191,375.45
EXPENDITURE CLASSIFICATION 2			
Learning excellence	2,067,626.87	2,298,261.46	4,365,888.33
EXPENDITURE CLASSIFICATION 3			
Research Excellence	2,465,962.98	14,666,824.36	17,132,787.34
EXPENDITURE CLASSIFICATION 4			
Quality assurance	151,077.90	442,279.73	593,357.63
EXPENDITURE CLASSIFICATION 5			
Strengthen education & research capacity	23,076.92	151,539.00	174,615.92
EXPENDITURE CLASSIFICATION 6			
Adhere to best financial management practice	-	-	-
EXPENDITURE CLASSIFICATION 7			
Ensure best procurement practice	-	-	-
TOTAL USE OF FUND BY COMPONENT-WORLD BANK FUND [I]			
	9,087,816.09	22,482,908.58	31,570,724.67
EXPENDITURES ON EXTERNALLY GENERATED REVENUES			
CDT-AFRICA-University of Sussex -BSMS (EndPoint project) Grant	2,484,679.83	3,017,840.58	5,502,520.41
CDT-AFRICA-King's College London (ASSET Project) Grant	3,863,237.81	4,369,502.99	8,332,740.80
CDT-AFRICA-EDCTP-EACCR-2 (Uganda Virus Research Institute) Grant	228,438.63	-	228,438.63
CDT-AFRICA-EDCTP-EXIT-TB (TB-node) Grant	44,600.00	41,704.80	86,304.80
CDT-AFRICA-EDCTP (PROFORMA) Grant	-	329,738.45	329,738.45
CDT-AFRICA-EDCTP (EXIT-TB) Grant	1,413,917.20	1,691,074.88	3,104,992.08



CDT-AFRICA-EDCTP (Prazopi) Grant	242,158.56	-	242,158.56
CDR-AFRICA-Kings college London (IPV Project) Grant	325,897.59	794,785.61	1,120,683.20
VINS Bioproducts LTD-Clinical Study of TAT Safe Grant	-	581,320.72	581,320.72
University of Sussex -BSMS (IMPRESS project) Grant	1,423,789.18	1,356,754.65	2,780,543.83
University of London-AHOP National Center 4: Ethiopia project	2,160,427.57	1,203,668.37	3,364,095.94
ClinOps Project- BILL & MELUNDA Gates Foundation Fund	-	2,320,789.83	2,320,789.83
UHEP-Wellcome Trust Fund	-	391,530.00	391,530.00
Right Fund	-	591,600.00	591,600.00
TOTAL EXPENDITURES ON EXTERNALLY GENERATED GRANT [J]	12,187,146.37	16,690,310.88	28,877,457.25
GRAND TOTAL EXPENDITURES [I+J] = K	21,274,962.46	39,173,219.46	60,448,181.92
GRAND TOTAL CLOSING BALANCE [H-K]	119,357,908.63	125,576,620.57	125,576,620.57
Government Funds	-	-	-
WORLD BANK- IDA Funds (Balance on Foreign currency Birr Account)	69,062,298.75	46,747,478.79	46,747,478.79
Receivables on Foreign currency Birr Account (Advance to supplier) & Other Receivables (WORLD BANK FUND)	8,724,676.10	16,744,613.85	16,744,613.85
Cash Balance on Designated Birr Account (WORLD BANK FUND)	3,916,518.51	3,005,499.89	3,005,499.89
Payables on Designated Birr Account (WORLD BANK FUND)	(141,033.85)	(194,089.87)	(194,089.87)
TOTAL CLOSING CASH BALANCE (WORLD BANK FUND) [L]	81,562,459.51	66,303,502.66	66,303,502.66
EXTERNALLY GENERATED REVENUES CLOSING CASH BALANCE			
CDT-AFRICA-UNIVERSITY OF SUSSEX -BSMS (Endpoint project) Grant (Balance on Foreign currency Sub-Ledger Birr Account	9,448,467.12	7,256,505.61	7,256,505.61
CDT-AFRICA-KING'S COLLEGE LONDON-ASSET PROJECT Grant (Balance on Foreign currency Sub-Ledger Birr Account	12,256,463.83	9,075,087.22	9,075,087.22
CDT-AFRICA-EDCTP-PROFORMA Project Grant (Balance on Foreign currency Sub-ledger Birr Account)	1,456,502.62	1,154,712.01	1,154,712.01
CDT-AFRICA-EDCTP-THE EAST AFRICAN CONSORTIUM FOR CLINICAL RESEARCH-2 (EACCR-2) Grant- UVRI (Balance on Foreign currency Sub-Ledger Birr Account) (EDCTP)	418,115.64	466,595.21	466,595.21
CDT-AFRICA EDCTP-EXIT-TB (TB-node) Grant (Balance on Foreign currency Sub-Ledger Birr Account)	898,843.00	979,338.08	979,338.08
CDT-AFRICA EDCTP-EXIT-TB Grant (Balance on Foreign currency Sub-Ledger Birr Account)	2,136,898.84	3,070,124.42	3,070,124.42
CDT-AFRICA-KING'S COLLEGE LONDON-IPV PROJECT Grant (Balance on Foreign currency Sub-Ledger Birr Account)	1,678,348.51	952,452.04	952,452.04
CDT-AFRICA-EDCTP-PRAZOPT Project Grant (Balance on Foreign currency Sub-Ledger Birr Account)	4,220,261.20	4,549,443.28	4,549,443.28
CDT-AFRICA- VINS Bioproducts LTD-Clinical Study of TAT Safe Grant (Balance on Foreign currency Sub-Ledger Birr Account)	981,972.50	142,896.23	142,896.23
University of Sussex -BSMS (IMPRESS project) Grant (Balance on Foreign currency Sub-Ledger Birr Account)	193,005.12	306,851.25	306,851.25
University of London-AHOP National Center 4: Ethiopia project grant (Balance on Foreign currency Sub-Ledger Birr Account)	2,710,243.71	6,399,646.76	6,399,646.76
ClinOps-BMG project grant (Balance on Foreign currency Sub-Ledger Birr Account)	-	22,990,206.57	22,990,206.57
Receivables on Foreign currency / Birr Account (Travel Advance) & Other Receivables (ENDPOINT PROJECT GRANT)	6,818.23	-	-
Cash Balance on Designated Sub- Ledger Birr Account (ENDPOINT PROJECT GRANT)	370,274.17	445,197.10	445,197.10
Payables on Designated Birr Account (ENDPOINT PROJECT GRANT)	(0.22)	-	-
Receivables on Foreign currency / Birr Account (Travel Advance) & Other Receivables (ASSET PROJECT Grant)	-	-	-
Cash Balance on Designated Birr Account (ASSET PROJECT Grant)	458,267.56	482,680.57	482,680.57
Payables on Designated Birr Account (ASSET PROJECT Grant)	-	-	-
Receivables on Foreign currency / Birr Account (Travel Advance) & Other Receivables (PROFORMA Grant)	-	-	-
Cash Balance on Designated Birr Account (PROFORMA Grant)	40,565.60	98,687.15	98,687.15
Payables on Designated Birr & EUR Account (PROFORMA Grant) to Endpoint project	-	-	-
Receivables on Foreign currency / Birr Account (Travel Advance) & Other Receivables (EACCR-2 Grant)	-	-	-

Cash Balance on Designated Sub- Ledger Birr Account (FACCR-2 Grant)	63,204.29	63,204.29	63,204.29
Payables on Designated Birr Account (FACCR-2 Grant)	-	-	-
Receivables on Foreign currency / Birr Account (Travel Advance) & Other Receivables (EXIT-TB- TB node Grant)	-	-	-
Cash Balance on Designated Birr Account (EXIT-TB- TB node Grant)	41,747.19	41,643.19	41,643.19
Payables on Designated Birr Account (EXIT-TB- TB node Grant)	-	-	-
Receivables on Foreign currency / Birr Account (Travel Advance) & Other Receivables (EXIT-TB- Grant)	4,190.81	-	-
Cash Balance on Designated Birr Account (EXIT-TB- Grant)	30,782.33	392,801.06	392,801.06
Payables on Designated Birr Account (EXIT-TB Grant)	(379.50)	-	-
Receivables on Foreign currency / Birr Account (Travel Advance) & Other Receivables (IPV Grant)	-	-	-
Cash Balance on Designated Birr Account (IPV- Grant)	87,992.52	175,804.91	175,804.91
Payables on Designated Birr Account (IPV Grant)	-	-	-
Receivables on Foreign currency / Birr Account (Travel Advance) & Other Receivables (Prazopt Grant)	0.06	-	-
Cash Balance on Designated Birr Account (Prazopt- Grant)	110,900.27	110,900.33	110,900.33
Payables on Designated Birr Account (Prazopt Grant)	-	-	-
Receivables on Foreign currency / Birr Account (Travel Advance) & Other Receivables (TAT Safe- Grant)	-	152,630.00	152,630.00
Cash Balance on Designated Birr Account (TAT Safe-Grant)	-	194,338.58	194,338.58
Payables on Designated Birr Account (TAT Safe- Grant)	-	-	-
Receivables on Foreign currency / Birr Account (Travel Advance) & Other Receivables (IMPRESS grant)	-	-	-
Cash Balance on Designated Birr Account (IMPRESS grant)	32,355.12	98,114.34	98,114.34
Payables on Designated Birr Account (IMPRESS grant)	(5,929.73)	-	-
Receivables on Foreign currency / Birr Account (Travel Advance) & Other Receivables (AHOP NC4: grant)	-	-	-
Cash Balance on Designated Birr Account (AHOP NC4: grant)	155,538.33	81,548.76	81,548.76
Payables on Designated Birr Account (AHOP NC4: grant)	-	-	-
Receivables on Foreign currency / Birr Account (Travel Advance) & Other Receivables (ClinOps-BMG Foundation grant)	-	-	-
Cash Balance on Designated Birr Account (ClinOps-BMG Foundation grant)	-	574,838.95	574,838.95
Payables on Designated Birr Account (ClinOps-BMG Foundation grant)	-	-	-
Receivables on Foreign currency / Birr Account (Travel Advance) & Other Receivables (UHEP-Wellcome Trust grant)	-	-	-
Cash Balance on Designated Birr Account (UHEP-Wellcome Trust grant)	-	-	-
Payables on Designated Birr Account (UHEP-Wellcome Trust grant)	-	(391,530.00)	(391,530.00)
Receivables on Foreign currency / Birr Account (Travel Advance) & Other Receivables (Right grant)	-	-	-
Cash Balance on Designated Birr Account (Right grant)	-	-	-
Payables on Designated Birr Account (Right grant)	-	(591,600.00)	(591,600.00)
TOTAL EXTERNALLY GENERATED GRANT CLOSING CASH BALANCE [M]	37,795,449.12	59,273,117.91	59,273,117.91
GRAND TOTAL CLOSING BALANCE [L+M]	119,357,908.63	125,576,620.57	125,576,620.57

Prepared by :

Tesfaye Asefa,

Senior Finance Officer, CDT-Africa

College of Health Sciences, Addis Ababa University

Approved by :

[Signature]

R/C YAHM- A.S.F.

MD, PhD, MRCPsych

የሲቪል ሥነ ምግባርና ጤና ምርምር



CENTER FOR INNOVATIVE DRUG DEVELOPMENT AND THERAPEUTIC TRIALS FOR AFRICA (CDT - AFRICA), ADDIS ABABA UNIVERSITY
AFRICA HIGHER EDUCATION CENTERS OF EXCELLENCE PROJECTB (P151847-IDA57940)
USES OF FUNDS (BREAKDOWN IN BIRR)-WORLD BANK FUND

FOR THE PERIOD OF ENDING JULY 07, 2021

1	EXPENDITURE CLASSIFICATION 1 Well functioning CDT-Africa Consortium	Annual Budget (Planned) for the year 2020/2021	Budget adjustment	Adjusted Budget	Semi-Annual Period Ending January 09,2021	Semi-Annual Period Ending July 07,2021	Annual Cumulative Ending July 07,2021	VARIANCE	Explanation of Variance	PAD/L ife of Projec t in Birr	Revised PAD	
					Actual Expenditure	Actual Expenditure	Actual Expenditure					
SUB -CLASSIFICATION	1.1. Effect salary of existing and new staff of the Center	3,856,050.00	2,173,410.00	6,029,460.00	2,978,223.08	3,048,057.33	6,026,280.41	3,179.59	more new employment were hired	-		
	1.2 Setting up additional office spaces of the Center	2,103,300.00	-	2,103,300.00	549,746.41	1,091,064.53	1,640,810.94	462,489.06	Some Procurements were suspended due to COVID-19	-		
	1.3 Regularly update the Center's website & server	175,275.00	-	175,275.00	88,923.07	-	88,923.07	86,351.93	Some Procurements were suspended due to COVID-20	-		
	1.4 Design & sign additional MOUs with partners	7,011.00	-	7,011.00	-	-	-	7,011.00	MOUs were signed without cost incurred			
	1.5 Host annual consortium meeting	175,275.00	-	175,275.00	-	-	-	175,275.00	We tried to minimize costs for the annual consortium meeting	-		
	1.6 Staff development	1,402,200.00	(630,990.00)	771,210.00	92,291.98	214,455.06	306,747.04	464,462.96	Some training for staff were suspended due to COVID-19			
	1.7 Vehicles Maintenance cost, Fuel & lubricants	525,825.00	630,990.00	1,156,815.00	670,886.88	457,727.11	1,128,613.99	28,201.01	More vehicle maintenance were made	-		
	Sub Total	8,244,936.00	2,173,410.00	10,418,346.00	4,380,071.42	4,811,304.03	9,191,375.45	1,226,970.55		-		
	2	EXPENDITURE CLASSIFICATION 2 Learning Excellence										
	2.1 Learning facility upgrades	175,275.00	-	175,275.00	-	1,239.56	1,239.56	174,035.44	Some Procurements were suspended due to COVID-19	-		
2.2 Delivery of short courses	420,660.00	-	420,660.00	33,472.50	30,000.00	63,472.50	357,187.50	another project supported the cost	-			
2.3 Ongoing PhD/Postdoctoral/ students' support	2,103,300.00	-	2,103,300.00	269,763.12	414,502.78	684,265.90	1,419,034.10	Some students are returned to their home due to COVID-19	-			
2.4 Ongoing MSc students support	3,154,950.00	-	3,154,950.00	886,034.37	1,012,869.29	1,898,903.66	1,256,046.34	Some students are returned to their home due to COVID-20	-			
2.5 Enrolment of MSc & PhD/Postdoctoral students	3,505,500.00	-	3,505,500.00	878,356.88	796,370.91	1,674,727.79	1,830,772.21	Some students are returned to their home due to COVID-21	-			
2.6 Faculty and PhD students exchange	525,825.00	-	525,825.00	-	43,278.92	43,278.92	482,546.08	We had tried to minimize costs incurred to the activity	-			
Sub Total	9,885,510.00	-	9,885,510.00	2,067,626.87	2,298,261.46	4,365,888.33	5,519,621.67					
3	EXPENDITURE CLASSIFICATION 3 Research Excellence											



SUB - CLASSIFICATION	3.1 Initiate medical discovery & development research projects, preferably linked to capacity building	1,752,750.00	-	1,752,750.00	285,860.15	275,790.70	561,650.85	1,191,099.15	We had planned to use the budget. Due to COVID-19, we didn't use the budget	-
	3.2 Conduct confirmational pre-clinical study on promising herbal products	1,752,750.00	(1,086,705.00)	666,045.00	3,450.00	79,999.52	83,449.52	582,595.48	We had planned to use the budget. Due to COVID-19, we didn't use the budget	-
SUB - CLASSIFICATION	3.3 Support product development through the innocafe (incubation hub) &	1,752,750.00	(1,051,650.00)	701,100.00	28,323.07	28,490.05	56,813.12	644,286.88	We had planned to use the budget. Due to COVID-19, we didn't use the budget	-
	3.4 Procure laboratory equipment, reagent and supplies necessary for conducting clinical trials &	17,527,500.00	(87,637.50)	17,439,862.50	2,108,329.76	14,234,544.09	16,342,873.85	1,096,988.65	Some Procurements were suspended due to COVID-19	-
SUB - CLASSIFICATION	3.5 Publish research finding in reputable journals	17,527.50	87,637.50	105,165.00	40,000.00	48,000.00	88,000.00	17,165.00	Actual cost incurred greater than budgeted due to we transfer some amount of budget	-
	Sub Total	22,803,277.50	(2,138,355.00)	20,664,922.50	2,465,962.98	14,666,824.36	17,132,787.34	3,532,135.16		-
4	EXPENDITURE CLASSIFICATION									
SUB - CLASSIFICATION	4.1 Quality benchmarking	2,103,300.00	-	2,103,300.00	151,077.90	328,229.73	479,307.63	1,623,992.37	Due to COVID-19, we didn't use the budget	-
	4.2 Host scientific advisory board and public advisory	525,825.00	-	525,825.00	-	-	-	525,825.00	Due to COVID-19, we didn't use the budget	-
SUB - CLASSIFICATION	4.3 Monitoring and evaluation	210,330.00	-	210,330.00	-	114,050.00	114,050.00	96,280.00	Due to COVID-19, we didn't use the budget	-
	4.4 Obtaining national accreditation	70,110.00	-	70,110.00	-	-	-	70,110.00	We had planned to use the budget. Due to COVID-19, we didn't use the budget	-
	Sub Total	2,909,565.00	-	2,909,565.00	151,077.90	442,279.73	593,357.63	2,316,207.37		-
5	EXPENDITURE CLASSIFICATION									
SUB - CLASSIFICATION	5.1 Support faculty to submit four major grant applications	701,100.00	-	701,100.00	23,076.92	151,539.00	174,615.92	526,484.08	Submission of major grant application were made without cost incurred	-
	5.2 Raise revenue from external sources	105,165.00	-	105,165.00	-	-	-	105,165.00	External revenue were raised without cost incurred	-
	Sub Total	806,265.00		806,265.00	23,076.92	151,539.00	174,615.92	631,649.08		-
6	EXPENDITURE CLASSIFICATION									
	6 Adhere to best financial management practice									



SUB-CLASSIFICATION	6.1 Prepare and submit annual financial report	7,011.00	-	7,011.00	-	-	7,011.00	Annual report were prepared & submitted without cost incurred	-
	6.2 Ensure transparency in financial management by uploading budget, annual work plan, audit reports, financial management plan, etc. on the web	17,527.50	-	17,527.50	-	-	17,527.50	Annual report & audit report were uploaded without cost incurred	-
	6.3 Ensure internal/external audit oversight	280,440.00	-	280,440.00	-	112,700.00	112,700.00	Cost incurred for audit of financial statements were less than expected	-
	Sub Total	304,978.50	-	304,978.50	-	112,700.00	112,700.00	192,278.50	-
	EXPENDITURE CLASSIFICATION								
7	7 Ensure best procurement practice								
SUB-CLASSIFICATION	7.1 Undertake third-party procurement processes	140,220.00	-	140,220.00	-	-	140,220.00	The Center Audit for Procurements were suspended due to COVID-19	-
	7.2 Ensure timeliness of procurement process	105,165.00	-	105,165.00	-	-	105,165.00	Cost for this activity were not incurred	-
	Sub Total	245,385.00	-		-	-	245,385.00		-
	Total	45,199,917.00	35,055.00	44,989,587.00	9,087,816.09	22,482,908.58	31,570,724.67	13,664,247.33	-
	Contingency (5%)	2,259,995.85			-			2,259,995.85	-
GRAND TOTAL USE & PLANNED FUND		47,459,912.85			9,087,816.09	22,482,908.58	31,570,724.67	15,924,243.18	-

Prepared by :

Testaye Asefa,

Senior Finance Officer, CDT-Africa
College of Health Sciences, Addis Ababa University



Approved by :

[Signature]

R/C MAMMO & P.R.
MD, PhD, MRCPsych
FAC&A AC&A 90th PA&A

CENTER FOR INNOVATIVE DRUG DEVELOPMENT AND THERAPEUTIC TRIALS FOR AFRICA (CDT- AFRICA)
ADDIS ABABA UNIVERSITY
AFRICA HIGHER EDUCATION CENTERS OF EXCELLENCE PROJECT (P151847-IDA57940)
STATEMENT OF REIMBURSABLE ELIGIBLE EXPENDITURE PROGRAMs (EEPs)
FOR THE PERIOD OF ENDING JULY 07,2021

Description	in ETB	in USD
EEP brought forward (end of January 08, 2021)	766,933,639.58	24,666,902.79
EEP for the month of January 2021	19,849,736.80	501,723.49
EEP for the month of February 2021	19,155,832.80	474,998.46
EEP for the month of March 2021	18,528,255.61	446,504.88
EEP for the month of April 2021	22,107,081.34	523,952.64
EEP for the month of May 2021	22,253,224.32	514,832.53
EEP for the month of June 2021	22,634,844.70	516,385.86
Total EEP reported to date (a)	891,462,615.15	27,645,300.65

Eligible Expenditure and achieved DLIs	in USD
Total EEP (a)	27,645,300.65
Achieved DLIs (Sum of the below) (b)	3,684,467.72
DLI 1	1,100,000.00
DLI2	2,501,947.53
DLI 3	60,000.00
DLI 4	-
Exchange rate differences between USD & SDR	22,520.19
Remaining available EEP (a)-(b)	23,960,832.93

Prepared by :

Tesfaye Asefa,

Senior Finance Officer, CDT-Africa

Approved by :


R/C አበበ ፈቃድ
MD, PhD, MRCPsych
የሲቪል ልብ ወለል ምክር ቤት



CENTER FOR INNOVATIVE DRUG DEVELOPMENT AND THERAPEUTIC TRIALS FOR AFRICA (CDT- AFRICA), ADDIS ABABA UNIVERSITY
AFRICA HIGHER EDUCATION CENTERS OF EXCELLENCE PROJECT (P151847-IDA57940)

DISBURSEMENT LINKED INDICATORS REPORT
FOR THE SEMI-ANNUAL PERIOD ENDED JULY 07, 2021

DISBURSEMENT LINKED INDICATORS	ACTION TO BE COMPLETED	STATUS OF ACTION COMPLETION (08 July 2020- 08 January 2021)	STATUS OF ACTION COMPLETION (09 January 2021- 07 July 2021)	Annual cumulative (08 July 2020 - 07 July 2021)	AMOUNT ALLOTTED (USD)_REVISED	AMOUNT DISBURSED (USD)	UNDISBURSED BALANCE (USD)
DL1: Institutional readiness	DLR 1.1: Completion of Effectiveness Conditions	Completed			600,000.00	600,000.00	-
	DLR 1.2: Development of the Project Implementation Plan	Completed			500,000.00	500,000.00	-
DL2: Excellence in Education and Research capacity and Development Impact	DLR 2.1: Timely annual implementation of the plans	86.00%	91.00%	88.50%	-	-	-
DL2: Excellence in Education and Research capacity and Development Impact	DLR 2.2: Newly enrolled students in the ACE of which at least 20% must be regional (African) students. [New Masters Students: 2016-2019 -78 National: 38 males & 40 females -19 Regional: 10 males & 9 females New PhD Students: 2015-2018 -26 National: 14 males & 12 females -7 Regional: 3 males & 4 females New Short-term Students: 2015-2018 -81 National: 30 males & 51 females -21 Non-National: 5 males & 16 females No of Master's student who completed: -59 National: 26 males & 33 females -14 Regional: 7 males & 7 females No of approved PhD proposals -14 National: 8 males & 6 females -5 Regional: 3 males & 2 females]	New PhD students: 04 total (2 PhD, 2 Postdoctoral). National 04: 03 Male, 01 female. Regional (0). New MSc : 15 total, 05 Regional (0 female, 0 male); 0 national (0 Female, 0 male) New short term: Total 122 (72 female, 50 male). National 95 (46 female, 50 male). Regional 26 (26 female, 0 male) Msc student completed: 17 (total (8 female, 9 male). National 11 (9 male, 2 female). Regional 6 (6 female, 0 male). Master's students successfully completed at least one semester: Total 30 (8 male, 22 female). National (8 male, 11 female). Regional (11 Female, 0 male)	New PhD students: 0 total. National 0: 0 Male, 0 female. Regional (0). New MSc : 0 total, 0 Regional (0 female, 0 male); 0 national (0 Female, 0 male) New short term: Total 122 (72 female, 50 male). National 95 (46 female, 50 male). Regional 26 (26 female, 0 male) Msc student completed: 17 (total (8 female, 9 male). National 11 (9 male, 2 female). Regional 6 (6 female, 0 male). Master's students successfully completed at least one semester: Total 30 (8 male, 22 female). National (8 male, 11 female). Regional (11 Female, 0 male)	New PhD students: 04 total (2 PhD, 2 Postdoctoral). National 04: 03 Male, 01 female. Regional (0). New MSc : 15 total, 05 Regional (05 female, 0 male); 10 national (07 Female, 03 male) New short term: Total 169 (102 female, 67 male). National 134 (68 female, 67 male). Regional 34 (34 female, 0 male) Msc student completed: 35 (total (18 female, 17 male). National 25 (15 male, 10 female). Regional 10 (8 female, 2 male). Master's students successfully completed at least one semester: Total 30 (8 male, 22 female). National (8 male, 11 female). Regional (11 Female, 0 male)	1,300,000.00	611,947.53	688,052.47



DLI2: Excellence in Education and Research capacity and Development	DLR 2.3: Quality accreditation for education programs - National Accreditations - International Accreditation				600,000.00	300,000.00	300,000.00
DLI2: Excellence in Education and Research capacity and Development	DLR 2.4: Partnerships for collaboration in applied research and training - 4 MoU with public institution/civic society 2 MoUs with private instruction	2 (1 with private sector)	3	5	200,000.00	100,000.00	100,000.00
DLI2: Excellence in Education and Research capacity and Development	DLR 2.5: Peer-reviewed journal papers or peer-reviewed conference papers prepared collaboratively with national, regional or international co-authors	44	57	101	500,000.00	300,000.00	200,000.00
DLI2: Excellence in Education and Research capacity and Development	DLR 2.6: Faculty and PhD student exchanges to promote regional research and teaching collaborations - 20 International exchanges - 30 Regional exchanges - 8 National exchanges	1	1	2	700,000.00	290,000.00	410,000.00
DLI2: Excellence in Education and Research capacity and Development	DLR 2.7: - External revenue generation - Regional revenue forecast - \$450,000	219,860.75 USD, and 61,163.58 Euro	696,000.00 USD, and 56,762.63 Euro	915,860.75 USD, and 120,926.21 Euro	900,000.00	900,000.00	-
DLI2: Excellence in Education and Research capacity and Development	DLR 2.8: Institution participating in benchmarking exercise		1	1	100,000.00	-	100,000.00
DLI 3: Timely, transparent and institutionally reviewed Financial Management	DLR 3.1: Timely withdrawal applications supported by interim unaudited financial reports	Timely withdrawal applications supported by interim unaudited financial reports sent to the bank	Timely withdrawal applications supported by interim unaudited financial reports sent to the bank	Timely withdrawal applications supported by interim unaudited financial reports sent to the bank	75,000.00	30,000.00	45,000.00
DLI 3: Timely, transparent and institutionally reviewed Financial Management	DLR 3.2: Functioning audit committee				75,000.00	-	75,000.00



	DLR 3.3. Functioning Internal Audit Unit	Internal Auditor hired for the AAU the ACE Centers	Internal Auditor hired for the AAU the ACE Centers, auditing initiated	Internal Auditor hired for the AAU the ACE Centers, auditing initiated	75,000.00	-	75,000.00
DLI 3: Timely, transparent and institutionally reviewed Financial Management	DLR 3.4 Transparency of Financial Management (Audited Reports, interim unaudited financial reports, budgets, and annual work programs all are web accessible	Interim unaudited & audited financial statements, audit reports, budgets & annual work plan all are web accessed	Interim unaudited & audited financial statements, audit reports, budgets & annual work plan all are web accessed	Interim unaudited & audited financial statements, audit reports, budgets & annual work plan all are web accessed	75,000.00	30,000.00	45,000.00
DLI 4. Timely and audited	DLR 4.1. Timely procurement audit report	-	Two procurement audit reports are in progress	Two procurement audit reports are in progress	150,000.00	-	150,000.00
DLI 4. Timely and audited Procurement	DLR 4.2. Timely and satisfactory procurement progress report	-	Three procurement reports are developed and submitted	Three procurement reports are developed and submitted	150,000.00	-	150,000.00
	Exchange rate difference between SDR and USD on total USD of 2,561,947.53				-	22,520.19	-
	TOTAL				6,000,000.00	3,684,467.72	2,315,532.28

Prepared by :

[Signature]



Approved by :

[Signature]
R/C AHMED A. F. R.
MD, PhD, MRCPsych
FACR & RCH 90th 24th

CENTER FOR INNOVATIVE DRUG DEVELOPMENT AND THERAPEUTIC TRIALS FOR AFRICA (CDT- AFRICA), ADDIS
AFRICA HIGHER EDUCATION CENTERS OF EXCELLENCE PROJECT (P151847-IDA57940)
FUND BALANCE STATEMENT
FOR THE PERIOD ENDED JULY 07,2021

Currency: ETB

1. MAIN

		<u>2020</u>
FUND BALANCE BROUGHT FORWARD ON JULY 08, 2020	42,079,820.32	15,360,581.07
EXCESS OF SOURCES OVER USES	<u>24,223,682.34</u>	<u>26,719,239.25</u>
ENDING FUND BALANCE ON JULY 07,2021	<u><u>66,303,502.66</u></u>	<u><u>42,079,820.32</u></u>

Prepared by :



Mikias Tesfaye ,

Assistant Finance Officer, CDT-Africa
College of Health Sciences, Addis Ababa Unive

Checked by :



Tesfaye Asefa,

Senior Finance Officer, CDT-Africa
College of Health Sciences, Addis Ababa University



CENTER FOR INNOVATIVE DRUG DEVELOPMENT AND THERAPEUTIC TRIALS FOR AFRICA (CDT- AFRICA), ADDIS ABABA
UNIVERSITY

AFRICA HIGHER EDUCATION CENTERS OF EXCELLENCE PROJECT (P151847-IDA57940)

CONSOLIDATED FUND BALANCE STATEMENT

FOR THE PERIOD ENDED JULY 07,2021

Currency: ETB

SOURCES

2020

1. MAIN

IDA Credit

Current period Fund deposited & other source	44,791,018.95	41,702,997.75
Current period gains on exchange	11,003,388.06	8,984,800.34
Total income from WB-IDA Credit & other source	55,794,407.01	50,687,798.09

2. OTHER (Grant from Donors)

ASSET (Kings' college London)

Current period Fund deposited	2,975,469.93	19,955,691.12
Current period gains on exchange	2,695,230.37	1,420,795.65
Total income from ASSET	5,670,700.30	21,376,486.77

IPV (Kings' college London)

Current period Fund deposited	-	1,527,673.40
Current period gains on exchange	347,247.69	122,369.95
Total income from IPV	347,247.69	1,650,043.35

Endpoint (BSMS)

Current period Fund deposited	-	12,555,397.78
Current period gains on exchange	1,940,362.65	1,592,830.37
Total income from ENDPOINT	1,940,362.65	14,148,228.15

EDCTP-Karolinska Institute (PROFORMA)

Current period Fund deposited	958,394.07	747,440.51
Current period gains on exchange	263,712.71	95,812.59
Total Income from PROFORMA	1,222,106.78	843,253.10

EDCTP-Uganda Virus Research Institute (EACCR2)

Current period Fund deposited	-	-
Current period gains on exchange	96,296.47	79,732.01
Total Income from EACCR2	96,296.47	79,732.01

EDCTP-EXIT TB-TB node

Current period Fund deposited	48,638.20	1,068,696.65
Current period gains on exchange	233,521.70	120,844.66
Total Income from EXIT-TB Node	282,159.90	1,189,541.31

EDCTP-EXIT TB

Current period Fund deposited	4,038,358.47	3,249,056.19
Current period loss on exchange	611,167.44	246,787.45
Total Income from EXIT-TB	4,649,525.91	3,495,843.64

EDCTP-Prazopt Grant

Current period Fund deposited	430,180.55	2,836,777.54
-------------------------------	------------	--------------




Current period gains on exchange	1,025,337.15	627,434.04
Total Income from Prazopt	1,455,517.70	3,464,211.58
<u>VINS Bioproducts LTD-Clinical Study of TAT Safe Grant</u>		
Current period Fund deposited	-	736,677.50
Current period gains on exchange	195,143.03	139,365.00
Total income from VINS Bioproducts LTD-Clinical Study of TAT Safe Grant	195,143.03	876,042.50
<u>University of Sussex-BSMS-IMPRESS Grant</u>		
Current period Fund deposited	3,005,594.45	1,145,291.39
Current period gains on exchange	74,450.87	30,110.24
Total income University of Sussex-BSMS-IMPRESS Grant	3,080,045.32	1,175,401.63
<u>University of London AHOP NC 4: Ethiopia Grant</u>		
Current period Fund deposited	7,700,929.00	1,242,636.85
Current period gains on exchange	882,861.61	18,864.00
Total income from University of London AHOP NC 4: Ethiopia Grant	8,583,790.61	1,261,500.85
<u>ClinOps-BMG Foundaton Grant</u>		
Current period Fund deposited	24,679,820.93	-
Current period gains on exchange	1,206,014.42	-
Total income from ClinOps-BMG Foundaton Grant	25,885,835.35	
Total Source of Funds	109,203,138.73	100,248,082.98
<u>USES</u>		
<u>EXPENDITURE CLASSIFICATION (IDA FUND)</u>		
Well functioning CDT-Africa Consortium	9,191,375.45	7,458,863.99
Learning excellence	4,365,888.33	7,504,514.85
Research Excellence	17,132,787.34	8,651,412.43
Quality Assurance	593,357.63	266,827.57
Strengthen education & research capacity	174,615.92	-
Adhere to best financial management practice	112,700.00	86,940.00
Ensure best procurement practice	-	-
Total Expenditure on IDA Fund	31,570,724.67	23,968,558.84
<u>EXPENDITURE ON OTHER GRANTS</u>		
CDT-AFRICA-University of Sussex -BSMS (EndPoint project) Grant	5,502,520.41	6,473,732.75
CDT-AFRICA-King's College London (ASSET Project) Grant	8,232,740.80	11,375,020.96
CDT-AFRICA-EDCTP-EACCR-2 (Uganda Virus Rsearch Institute) Grant	228,438.63	680,409.81
CDT-AFRICA-EDCTP-EXIT-TB (TB-node) Grant	86,304.80	439,728.88
CDT-AFRICA-EDCTP-PROFORMA Grant	329,738.45	733,721.87
CDT-AFRICA-EDCTP-EXIT-TB Grant	3,104,992.08	4,264,062.54
CDT-AFRICA-EDCTP (Prazopt) Grant	242,158.56	17,227.11
CDR-AFRICA-Kings college London (IPV Project) Grant	1,120,683.20	822,440.29
VINS Bioproducts LTD-Clinical Study of TAT Safe Grant	581,320.72	-
University of Sussex-BSMS-IMPRESS Grant	2,780,543.83	1,069,937.53
University of London AHOP NC 4: Ethiopia Grant	3,364,095.94	-
ClinOps Project- BILL & MELLNDA Gates Foundation Fund	2,320,789.83	
UHEP-Wellcome Trust Fund	391,530.00	
Right Fund	591,600.00	



Total Expenditure on other Grants	28,877,457.25	25,876,281.74
GRAND TOTAL EXPENDITURE	60,448,181.92	49,844,840.58
EXCESS OF USES OVER SOURCES	48,754,956.81	50,403,242.40
FUND BALANCE BROUGHT FORWARD (IDA & OTHER GRANT)	76,821,663.77	26,418,421.37
FUND BALANCE CARRIED FORWARD	125,576,620.57	76,821,663.77

Prepared by : 
Mikias Tesfaye ,

Assistant Finance Officer, CDT-Africa
College of Health Sciences, Addis Ababa University

Checked by : 
Tesfaye Asefa,

Senior Finance Officer, CDT-Africa
College of Health Sciences, Addis Ababa University



CENTER FOR INNOVATIVE DRUG DEVELOPMENT AND THERAPEUTIC TRIALS FOR AFRICA (CDT- AFRICA), ADDIS ABABA UNIVERSITY
AFRICA HIGHER EDUCATION CENTERS OF EXCELLENCE PROJECT (P151847-IDA57940)
NOTES TO STATEMENT OF FUND BALANCE

AS OF JULY 07, 2021

Source of Funds	Balance		FC		Balance
	brought Forward	Received	Gain/Loss	Expense	carried Forward
IDA & Other source	42,079,820.32	44,791,018.95	11,003,388.06	(31,570,724.67)	66,303,502.66
Kings College London (ASSET)	12,119,808.29	2,975,469.93	2,695,230.37	(8,232,740.80)	9,557,767.79
The University of Sussex, Brighton (ENDPOINT)	11,263,860.47	-	1,940,362.65	(5,502,520.41)	7,701,702.71
Karolinska Institutet , Stockholm (PROFORMA)	361,030.83	958,394.07	263,712.71	(329,738.45)	1,253,399.16
Uganda Virus Research Institute (EACCR 2)	661,941.66	-	96,296.47	(228,438.63)	529,799.50
EDCTP-EXIT TB-TB node	825,126.17	48,638.20	233,521.70	(86,304.80)	1,020,981.27
National Institute for Medical Research (EXIT-TB)	1,918,391.65	4,038,358.47	611,167.44	(3,104,992.08)	3,462,925.48
Kings' college London (IPV)	1,901,692.46	-	347,247.69	(1,120,683.20)	1,128,256.95
EDCTP-Prazopt Grant	3,446,984.47	430,180.55	1,025,337.15	(242,158.56)	4,660,343.61
VINS Bioproducts LTD-Clinical Study of TAT Safe Grant	876,042.50	-	195,143.03	(581,320.72)	489,864.81
IMPRESS Project Grant	105,464.10	3,005,594.45	74,450.87	(2,780,543.83)	404,965.59
AHOP NC 4: Ethiopia Project Grant	1,261,500.85	7,700,929.00	882,861.61	(3,364,095.94)	6,481,195.52
ClinOps Project- BILL & MELLNDA Gates Foundation Fund	-	24,679,820.93	1,206,014.42	(2,320,789.83)	23,565,045.52
UHEP-Wellcome Trust Fund	-	-	-	(391,530.00)	(391,530.00)
Right Fund	-	-	-	(591,600.00)	(591,600.00)
Total	76,821,663.77	88,628,404.55	20,574,734.17	(60,448,181.92)	125,576,620.57

Prepared by :

Mikias Testfaye ,

Assistant Finance Officer, CDT-Africa

College of Health Sciences, Addis Ababa University

Checked by

Testfaye Asefa,

Senior Finance Officer, CDT-Africa


College of Health Sciences, Addis Ababa University




CENTER FOR INNOVATIVE DRUG DEVELOPMENT AND THERAPEUTIC TRIALS FOR AFRICA (CDT-
AFRICA), ADDIS ABABA UNIVERSITY
AFRICA HIGHER EDUCATION CENTERS OF EXCELLENCE PROJECT (P151847-IDA57940)
STATEMENT OF FINANCIAL POSITION (NET ASSET-EQUITY)-IDA CREDIT
AS OF JULY 07,2021

Currency: ETB

	<u>Note</u>		<u>2020</u>
ASSETS			
CURRENT ASSETS			
CASH AT BANK	1	49,752,978.68	40,942,536.43
DEBTORTS & PREPAYMENTS	2	16,744,613.85	1,278,317.74
TOTAL ASSETS		66,497,592.53	42,220,854.17
CURRENT LIABILITIES			
PAYABLES	3	194,089.87	141,033.85
REPRESENTED BY			
FUND BALANCE			
IDA	4	66,303,502.66	42079820.32
TOTAL PAYABLE & FUND BALANCE		66,497,592.53	42,220,854.17

Prepared by : 
Mikias Tesfaye ,
Assistant Finance Officer, CDT-Africa
College of Health Sciences, Addis Ababa University

Checked by : 
Tesfaye Asefa,
Senior Finance Officer, CDT-Africa
College of Health Sciences, Addis Ababa University





CENTER FOR INNOVATIVE DRUG DEVELOPMENT AND THERAPEUTIC TRIALS FOR AFRICA (CDT- AFRICA), ADDIS
ABABA UNIVERSITY
AFRICA HIGHER EDUCATION CENTERS OF EXCELLENCE PROJECT (P151847-IDA57940)
NOTES TO STATEMENT OF FINANCIAL POSITION (NAE) -WB FUND
AS OF JULY 07,2021

Currency: ETB

NOTE

1	CASH AT BANK		<u>2020</u>
	Designated Account-NBE	46,747,478.79	37,519,646.83
	NBE-Birr Account	3,005,499.89	3,422,889.60
	CBE-Birr Account	-	-
		<u>49,752,978.68</u>	<u>40,942,536.43</u>
2	DEBTORS AND PREPAYMENTS		
	Advances to PhD & Msc students, contractors, & Advance to supplier	16,744,613.85	1,278,317.74
		<u>16,744,613.85</u>	<u>1,278,317.74</u>
3	PAYBLES		
	Retention payable	194,089.87	141,033.85
		<u>194,089.87</u>	<u>141,033.85</u>
4	SOURCE OF FUNDS		
	<u>IDA</u>		
	Current period Cash deposit & other source	44,791,018.95	41,702,997.75
	Current period gains on exchange	11,003,388.06	8,984,800.34
	Less: current period expenditures	(31,570,724.67)	(23,968,558.84)
	Add: Fund balance July 08,2020	42,079,820.32	15,360,581.07
	IDA Fund balance on July 07,2021	<u>66,303,502.66</u>	<u>42,079,820.32</u>

Prepared by : 
Mikias Tesfaye ,
Assistant Finance Officer, CDT-Africa
College of Health Sciences, Addis Ababa University


Checked by : 
Tesfaye Asefa,
Senior Finance Officer, CDT-Africa
College of Health Sciences, Addis Ababa University




CENTER FOR INNOVATIVE DRUG DEVELOPMENT AND THERAPEUTIC TRIALS FOR AFRICA (CDT- AFRICA),
ADDIS ABABA UNIVERSITY
AFRICA HIGHER EDUCATION CENTERS OF EXCELLENCE PROJECT (P151847-IDA57940)
STATEMENT OF FINANCIAL POSITION-CONSOLIDATED
AS OF JULY 07,2021

Currency: ETB

	<u>Note</u>		<u>2020</u>
ASSETS			
CURRENT ASSETS			
Cash at banks	1	109,856,596.59	75,670,316.75
Debtors and prepayments	2	16,897,243.85	1,327,262.13
TOTAL ASSETS		126,753,840.44	76,997,578.88
CURRENT LIABILITIES			
PAYABLES	3	1,177,219.87	175,915.11
REPRESENTED BY			
FUND BALANCE	4		
IDA Credit		66,303,502.66	42,079,820.32
Kings College London (ASSET) Grant		9,557,767.79	12,119,808.29
The University of Sussex, Brighton (ENDPOINT) Grant		7,701,702.71	11,263,860.47
ECDTP-Karolinska Institutet , Stockholm (PROFORMA) Grant		1,253,399.16	361,030.83
EDCTP-Uganda Virus Research Institute (EACCR2)		529,799.50	661,941.66
EDCTP-National Institute for Medical Research ,Tanzania (TB node)		1,020,981.27	825,126.17
EDCTP- EXIT TB Grant		3,462,925.48	1,918,391.65
IPV (Kings' college London) Grant		1,128,256.95	1,901,692.46
EDCTP-Prazopt Grant		4,660,343.61	3,446,984.47
VINS Bioproducts LTD-Clinical Study of TAT Safe Grant		489,864.81	876,042.50
The University of Sussex, Brighton (IMPRESS) Grant		404,965.59	105,464.10
The University of London (AHOP NC 4: Ethiopia) Grant		6,481,195.52	1,261,500.85
ClinOps MBG Foundation Grant		23,565,045.52	-
UHEP-Wellcome Trust Fund		(391,530.00)	-
Right Fund Grant		(591,600.00)	-
TOTAL FUND BALANCE		125,576,620.57	76,821,663.77
TOTAL LIABILITIES & FUND		126,753,840.44	76,997,578.88

Prepared by : 
Mikias Tesfaye ,
Assistant Finance Officer, CDT-Africa
College of Health Sciences, Addis Ababa University

Checked by : 
Tesfaye Asefa,
Senior Finance Officer, CDT-Africa
College of Health Sciences, Addis Ababa University



CENTER FOR INNOVATIVE DRUG DEVELOPMENT AND THERAPEUTIC TRIALS FOR AFRICA (CDT- AFRICA),
ADDIS ABABA UNIVERSITY
AFRICA HIGHER EDUCATION CENTERS OF EXCELLENCE PROJECT (P151847-IDA57940)
NOTES TO FINANCIAL POSITION-CONSOLIDATED
AS OF JULY 07,2021

Currency: ETB

NOTE

1	CASH AT BANK		2020
	Designated Account-NBE	46,747,478.79	37,519,646.83
	Donors Account balance-NBE	57,343,858.68	30,389,945.55
	NBE-Birr Account	5,765,259.12	3,539,706.27
	CBE-Birr Account	-	4,221,018.10
		109,856,596.59	75,670,316.75
2	DEBTORS AND PREPAYMENTS		
	Advances to staff, PhD & MSc students (for research)	1,229,318.30	469,703.60
	Advance to Contractor	-	710,107.14
	Advance to Suppliers, Purchases	14,666,900.55	78,012.00
	Other Advance	1,001,025.00	69,439.39
		16,897,243.85	1,327,262.13
3	PAYABLES		
	Retention payable	194,089.86	141,033.85
	Other Payables	983,130.01	34,881.26
		1,177,219.87	175,915.11
4	SOURCE OF FUNDS		
	IDA		
	Current period Fund deposited	44,791,018.95	41,702,997.75
	Current period gains on exchange	11,003,388.06	8,984,800.34
	Less: current period expenditures	(31,570,724.67)	(23,968,558.84)
	Add: Fund balance July 08,2020	42,079,820.32	15,360,581.07
	IDA Fund balance on July 07,2021	66,303,502.66	42,079,820.32
	ASSET (Kings' college London)		
	Current period Fund deposited	2,975,469.93	19,955,691.12
	Current period gains on exchange	2,695,230.37	1,420,795.65
	Less: current period expenditures	(8,232,740.80)	(11,375,020.96)
	Add: Fund balance July 08,2020	12,119,808.29	2,118,342.48
	ASSET- Fund balance on July 07,2021	9,557,767.79	12,119,808.29
	BSMS (Endpoint)		
	Current period Fund deposited	-	12,555,397.78
	Current period gains on exchange	1,940,362.65	1,592,830.37
	Less: current period expenditures	(5,502,520.41)	(6,473,732.75)
	Add: Fund balance July 08,2020	11,263,860.47	3,589,365.07
	ENDPOINT Fund balance on July 07,2021	7,701,702.71	11,263,860.47
	EDCTP-Karolinska Institute (PROFORMA)		
	Current period Fund deposited	958,394.07	747,440.51
	Current period gains on exchange	263,712.71	95,812.59
	Less: current period expenditures	(329,738.45)	(733,721.87)
	Add: Fund balance July 08,2020	361,030.83	251,499.60



PROFORMA Fund balance on July 07,2021	1,253,399.16	361,030.83
<u>EDCTP-Uganda Virus Research Institute (EACCR2)</u>		
Current period Fund deposited	-	-
Current period gains on exchange	96,296.47	79,732.01
Less: current period expenditures	(228,438.63)	(680,409.81)
Add: Fund balance July 08,2020	661,941.66	1,262,619.46
EACCR2 Fund balance on July 07,2021	529,799.50	661,941.66
<u>EDCTP-EXIT TB-TB node</u>		
Current period Fund deposited	48,638.20	1,068,696.65
Current period gains on exchange	233,521.70	120,844.66
Less: current period expenditures	(86,304.80)	(439,728.88)
Add: Fund balance July 08,2020	825,126.17	75,313.74
EXIT TB TB node Fund balance on July 07,2021	1,020,981.27	825,126.17
<u>EDCTP-EXIT TB</u>		
Current period Fund deposited	4,038,358.47	3,249,056.19
Current period gains on exchange	611,167.44	246,787.45
Less: current period expenditures	(3,104,992.08)	(4,264,062.54)
Add: Fund balance July 08,2020	1,918,391.65	2,686,610.55
EXIT TB Fund balance on July 07,2021	3,462,925.48	1,918,391.65
<u>IPV (Kings' college London)</u>		
Current period Fund deposited	-	1,527,673.40
Current period gains on exchange	347,247.69	122,369.95
Less: current period expenditures	(1,120,683.20)	(822,440.29)
Add: Fund balance July 08,2020	1,901,692.46	1,074,089.40
IPV Fund balance on July 07,2021	1,128,256.95	1,901,692.46
<u>EDCTP-Prazopt Grant</u>		
Current period Fund deposited	430,180.55	2,836,777.54
Current period gains on exchange	1,025,337.15	627,434.04
Less: current period expenditures	(242,158.56)	(17,227.11)
Add: Fund balance July 08,2020	3,446,984.47	-
Prazopt Fund balance on July 07,2021	4,660,343.61	3,446,984.47
<u>VINS Bioproducts LTD-Clinical Study of TAT Safe Grant</u>		
Current period Fund deposited	-	736,677.50
Current period gains on exchange	195,143.03	139,365.00
Less: current period expenditures	(581,320.72)	-
Add: Fund balance July 08,2020	876,042.50	-
TAT Safe- Fund balance on July 07,2021	489,864.81	876,042.50
<u>IMPRESS Project Grant</u>		
Current period Fund deposited	3,005,594.45	1,145,291.39
Current period gains on exchange	74,450.87	30,110.24
Less: current period expenditures	(2,780,543.83)	(1,069,937.53)
Add: Fund balance July 08,2020	105,464.10	-
IMPRESS- Fund balance on July 07,2021	404,965.59	105,464.10
<u>AHOP NC 4: Ethiopia Project Grant</u>		
Current period Fund deposited	7,700,929.00	1,242,636.85
Current period gains on exchange	882,861.61	18,864.00
Less: current period expenditures	(3,364,095.94)	-



Add: Fund balance July 08,2020	1,261,500.85	-
AHOP NC 4: Ethiopia- Fund balance on July 07,2021	6,481,195.52	1,261,500.85
ClinOps MBG Foundation Grant		
Current period Fund deposited	24,679,820.93 ✓	-
Current period gains on exchange	1,206,014.42	-
Less: current period expenditures	(2,320,789.83)	-
Add: Fund balance July 08,2020	-	-
ClinOps MBG Foundation Grant-Fund balance on July 07,2021	23,565,045.52	-
UHEP-Wellcome Trust Fund		
Current period Fund deposited	-	-
Current period gains on exchange	-	-
Less: current period expenditures	(391,530.00)	-
Add: Fund balance July 08,2020	-	-
UHEP-Wellcome Trust Grant-Fund balance on July 07,2021	(391,530.00)	-
Right Fund Grant		
Current period Fund deposited	-	-
Current period gains on exchange	-	-
Less: current period expenditures	(591,600.00)	-
Add: Fund balance July 08,2020	-	-
Right Fund Grant-Fund balance on July 07,2021	(591,600.00)	-

Prepared by :

Mikias Tesfaye ,

Assistant Finance Officer, CDT-Africa

College of Health Sciences, Addis Ababa University

Checked by :

Tesfaye Asefa,

Senior Finance Officer, CDT-Africa

College of Health Sciences, Addis Ababa
University



CENTER FOR INNOVATIVE DRUG DEVELOPMENT AND THERAPEUTIC TRIALS FOR AFRICA (CDT- AFRICA),
ADDIS ABABA UNIVERSITY
AFRICA HIGHER EDUCATION CENTERS OF EXCELLENCE PROJECT (P151847-IDA57940)
STATEMENT OF DESIGNATED ACCOUNT-WORLD BANK
FOR THE PERIOD ENDING July 07, 2021

IDA CREDIT

Account Number **100171300038**
Depository Bank **National Bank of Ethiopia**
Related Credit and Grant **IDA Loan number: IDA57940 and Project ID No. P151847**
Address **Addis Ababa**
Currency **USD**

	<u>07-Jul-21</u>		<u>2020 (July 07, 2020)</u>	
	<u>USD</u>	<u>Birr</u>	<u>USD</u>	<u>Birr</u>
Balance Brought forward	1,070,714.23	37,519,646.83	407,765.47	11,799,468.67
Add: Transferred from World Bank-Credit	1,153,450.46	44,791,018.95	1,431,017.26	41,672,497.75
: Reimbursement from Advance payment	-	-	2,940.00	88,307.31
Total	2,224,164.69	82,310,665.78	1,841,722.73	53,560,273.73
Less: Transfer to Birr account & other Expenditure	(1,157,679.04)	(46,566,575.05)	(771,008.50)	(25,025,427.24)
	1,066,485.65	35,744,090.73	1,070,714.23	28,534,846.49
Add: Gain on exchange	-	11,003,388.06	-	8,984,800.34
Ending Balance July 07, 2021	1,066,485.65	46,747,478.79	1,070,714.23	37,519,646.83

Prepared by :

Mikias Tesfaye ,

Assistant Finance Officer, CDT-Africa

College of Health Sciences, Addis Ababa University

Checked by :

Tesfaye Asefa

Senior Finance Officer, CDT-Africa

College of Health Sciences, Addis Ababa University



CENTER FOR INNOVATIVE DRUG DEVELOPMENT AND THERAPEUTIC TRIALS FOR AFRICA (CDT- AFRICA),
ADDIS ABABA UNIVERSITY
AFRICA HIGHER EDUCATION CENTERS OF EXCELLENCE PROJECT (P151847-IDA57940)
STATEMENT OF DESIGNATED ACCOUNT-NIHR-ASSET
FOR THE PERIOD ENDING July 07, 2021

KINGS COLLEGE LONDON (ASSET) Grant

Account Number **100171300041**
 Depository Bank **National Bank of Ethiopia**
 Related Credit and Grant **Kings College London -ASSET-NHIR**
 Address **Addis Ababa**
 Currency **USD**

	<u>07-Jul-21</u>		<u>2020 (July 07, 2020)</u>	
	<u>USD</u>	<u>Birr</u>	<u>USD</u>	<u>Birr</u>
Balance Brought forward	318,486.03	11,160,291.92	46,775.38	1,353,534.49
Add: Transferred from Kings College London-Credit	83,550.81	2,975,469.93	640,576.65	19,955,691.12
: Reimbursement from Advance payment	-	-	-	-
Total	402,036.84	14,135,761.85	687,352.03	21,309,225.61
Less: Transfer to Birr account & other Expenditure	(195,000.00)	(7,755,905.00)	(368,866.00)	(11,569,729.34)
	207,036.84	6,379,856.85	318,486.03	9,739,496.27
Add: Gain on exchange	-	2,695,230.37	-	1,420,795.65
Ending Balance July 07, 2021	<u>207,036.84</u>	<u>9,075,087.22</u>	<u>318,486.03</u>	<u>11,160,291.92</u>

Prepared by :

Mikias Tesfaye ,

Assistant Finance Officer, CDT-Africa

College of Health Sciences, Addis Ababa University

Checked by :

Tesfaye Asefa,

Senior Finance Officer, CDT-Africa

College of Health Sciences, Addis Ababa University



CENTER FOR INNOVATIVE DRUG DEVELOPMENT AND THERAPEUTIC TRIALS FOR AFRICA (CDT- AFRICA),
ADDIS ABABA UNIVERSITY
AFRICA HIGHER EDUCATION CENTERS OF EXCELLENCE PROJECT (P151847-IDA57940)
STATEMENT OF DESIGNATED ACCOUNT-NIHR-ENDPOINT
FOR THE PERIOD ENDING July 07, 2021

University of Sussex, Brighton-ENDPOINT Grant

Account Number **100171300041**
Depository Bank **National Bank of Ethiopia**
Related Credit and Grant **BSMS- ENDPOINT-NHIR**
Address **Addis Ababa**
Currency **USD**

	<u>07-Jul-21</u>		<u>2020 (July 07, 2020)</u>	
	<u>USD</u>	<u>Birr</u>	<u>USD</u>	<u>Birr</u>
Balance Brought forward	260,548.16	9,130,050.46	91,542.97	2,648,969.77
Add: Transferred from University of Sussex, Brighton-Grant	-	-	416,823.73	12,555,397.78
: Reimbursement from Advance payment	-	-	9,738.66	305,561.58
Total	260,548.16	9,130,050.46	518,105.36	15,509,929.13
Less: Transfer to Birr account & other Expenditure	(95,000.00)	(3,813,907.50)	(257,557.20)	(7,972,709.04)
	165,548.16	5,316,142.96	260,548.16	7,537,220.09
Add: Gain on exchange	-	1,940,362.65	-	1,592,830.37
Ending Balance July 07, 2021	165,548.16	7,256,505.61	260,548.16	9,130,050.46

Prepared by :

Mikias Tesfaye ,

Assistant Finance Officer, CDT-Africa

College of Health Sciences, Addis Ababa University

Checked by :

Tesfaye Asefa,

Senior Finance Officer, CDT-Africa

College of Health Sciences, Addis Ababa University




CENTER FOR INNOVATIVE DRUG DEVELOPMENT AND THERAPEUTIC TRIALS FOR AFRICA (CDT- AFRICA),
ADDIS ABABA UNIVERSITY
AFRICA HIGHER EDUCATION CENTERS OF EXCELLENCE PROJECT (P151847-IDA57940)
STATEMENT OF DESIGNATED ACCOUNT-PROFORMA EDCTP
FOR THE PERIOD ENDING July 07, 2021

Karolinska Institute-PROFORMA- EDCTP Grant

Account Number	100171300042
Depository Bank	National Bank of Ethiopia
Related Credit and Grant	Karolinska Institute-PROFORMA-EDCTP
Address	Addis Ababa
Currency	Euro

	<u>07-Jul-21</u>		<u>2020 (July 07, 2020)</u>	
	<u>USD</u>	<u>Birr</u>	<u>USD</u>	<u>Birr</u>
Balance Brought forward	8,094.58	320,465.23	10,005.10	326,748.56
Add: Transferred from Karolinska Institute-Grant	22,143.58	958,394.07	23,104.95	747,440.51
: Reimbursement from Advance payment	-	-	-	-
Total	30,238.16	1,278,859.30	33,110.05	1,074,189.07
Less: Transfer to Birr account & other Expenditure	(8,000.00)	(387,860.00)	(25,015.47)	(849,536.43)
	22,238.16	890,999.30	8,094.58	224,652.64
Add: gain on exchange	-	263,712.71	-	95,812.59
Ending Balance July 07, 2021	22,238.16	1,154,712.01	8,094.58	320,465.23

Prepared by : 
Mikias Tesfaye,
Assistant Finance Officer, CDT-Africa
College of Health Sciences, Addis Ababa University

Checked by : 
Tesfaye Asefa,
Senior Finance Officer, CDT-Africa
College of Health Sciences, Addis Ababa University



CENTER FOR INNOVATIVE DRUG DEVELOPMENT AND THERAPEUTIC TRIALS FOR AFRICA (CDT- AFRICA),
ADDIS ABABA UNIVERSITY
AFRICA HIGHER EDUCATION CENTERS OF EXCELLENCE PROJECT (P151847-IDA57940)
STATEMENT OF DESIGNATED ACCOUNT-EACCR-02 EDCTP
FOR THE PERIOD ENDING July 07, 2021

UVRI-EDCTP Grant

Account Number **100171300041**
Depository Bank **National Bank of Ethiopia**
Related Credit and Grant **UVRI- EACCR-02-EDCTP**
Address **Addis Ababa**
Currency **USD**

	<u>07-Jul-21</u>		<u>2020 (July 07, 2020)</u>	
	<u>USD</u>	<u>Birr</u>	<u>USD</u>	<u>Birr</u>
Balance Brought forward	12,644.79	443,094.94	39,187.42	1,133,962.45
Add: Transferred from UVRI-EDCTP	-	-	-	-
: Reimbursement from Advance payment	-	-	-	-
Total	12,644.79	443,094.94	39,187.42	1,133,962.45
Less: Transfer to Birr account & other Expenditure	(2,000.00)	(72,796.20)	(26,542.63)	(770,599.52)
	10,644.79	370,298.74	12,644.79	363,362.93
Add: Gain on exchange	-	96,296.47	-	79,732.01
Ending Balance July 07, 2021	10,644.79	466,595.21	12,644.79	443,094.94

Prepared by :

Mikias Tesfaye ,

Assistant Finance Officer, CDT-Africa

College of Health Sciences, Addis Ababa University

Checked by :

Tesfaye Asefa,

Senior Finance Officer, CDT-Africa

College of Health Sciences, Addis Ababa University





CENTER FOR INNOVATIVE DRUG DEVELOPMENT AND THERAPEUTIC TRIALS FOR AFRICA (CDT- AFRICA),
ADDIS ABABA UNIVERSITY
AFRICA HIGHER EDUCATION CENTERS OF EXCELLENCE PROJECT (P151847-IDA57940)
STATEMENT OF DESIGNATED ACCOUNT-TB NODE EDCTP
FOR THE PERIOD ENDING July 07, 2021

NIMR-EDCTP Grant

Account Number **100171300042**
Depository Bank **National Bank of Ethiopia**
Related Credit and Grant **NIMR-TB NODE-EDCTP**
Address **Addis Ababa**
Currency **Euro**

	<u>07-Jul-21</u>		<u>2020 (July 07, 2020)</u>	
	<u>Euro</u>	<u>Birr</u>	<u>Euro</u>	<u>Birr</u>
Balance Brought forward	18,660.70	738,778.98	-	-
Add: Transferred from NIMR	1,000.00	48,638.20	31,260.70	1,068,696.65
: Reimbursement from Advance payment	-	-	-	-
Total	19,660.70	787,417.18	31,260.70	1,068,696.65
Less: Transfer to Birr account & other Expenditure	(800.00)	(41,600.80)	(12,600.00)	(450,287.12)
	18,860.70	745,816.38	18,660.70	618,409.53
Add: Gain on exchange	-	233,521.70	-	120,369.45
Ending Balance July 07, 2021	18,860.70	979,338.08	18,660.70	738,778.98

Prepared by : 
Mikias Tesfaye,
Assistant Finance Officer, CDT-Africa
College of Health Sciences, Addis Ababa University

Checked by : 
Tesfaye Asefa,
Senior Finance Officer, CDT-Africa
College of Health Sciences, Addis Ababa University



CENTER FOR INNOVATIVE DRUG DEVELOPMENT AND THERAPEUTIC TRIALS FOR AFRICA (CDT- AFRICA),
ADDIS ABABA UNIVERSITY
AFRICA HIGHER EDUCATION CENTERS OF EXCELLENCE PROJECT (P151847-IDA57940)
STATEMENT OF DESIGNATED ACCOUNT-EXIT TB EDCTP
FOR THE PERIOD ENDING July 07, 2021

EXIT-TB EDCTP Grant

Account Number **100171300042**
 Depository Bank **National Bank of Ethiopia**
 Related Credit and Grant **EXIT TB-EDCTP**
 Address **Addis Ababa**
 Currency **Euro**

	<u>07-Jul-21</u>		<u>2020 (July 07, 2020)</u>	
	<u>Euro</u>	<u>Birr</u>	<u>Euro</u>	<u>Birr</u>
Balance Brought forward	32,363.73	1,281,283.31	56,310.35	1,838,994.67
Add: Transferred from NIMR-EDCTP	85,762.63	4,038,358.47	96,053.38	3,249,056.19
: Reimbursement from Advance payment	-	-	-	-
Total	118,126.36	5,319,641.78	152,363.73	5,088,050.86
Less: Transfer to Birr account & other Expenditure	(59,000.00)	(2,860,684.80)	(120,000.00)	(4,053,555.00)
	59,126.36	2,458,956.98	32,363.73	1,034,495.86
Add: gain on exchange	-	611,167.44	-	246,787.45
Ending Balance July 07, 2021	59,126.36	3,070,124.42	32,363.73	1,281,283.31

Prepared by :

Mikias Tesfaye

Assistant Finance Officer, CDT-Africa

College of Health Sciences, Addis Ababa University

Checked by :

Tesfaye Asefa

Senior Finance Officer, CDT-Africa

College of Health Sciences, Addis Ababa University




CENTER FOR INNOVATIVE DRUG DEVELOPMENT AND THERAPEUTIC TRIALS FOR AFRICA (CDT- AFRICA),
ADDIS ABABA UNIVERSITY
AFRICA HIGHER EDUCATION CENTERS OF EXCELLENCE PROJECT (P151847-IDA57940)
STATEMENT OF DESIGNATED ACCOUNT-IPV
FOR THE PERIOD ENDING July 07, 2021

KINGS COLLEGE LONDON-IPV Grant

Account Number **100171300041**
Depository Bank **National Bank of Ethiopia**
Related Credit and Grant **Kings College London-IPV-NHIR**
Address **Addis Ababa**
Currency **USD**

	<u>07-Jul-21</u>		<u>2020 (July 07, 2020)</u>	
	<u>USD</u>	<u>Birr</u>	<u>USD</u>	<u>Birr</u>
Balance Brought forward	49,729.01	1,742,589.05	37,118.33	1,074,089.40
Add: Transferred from Kings College London	-	-	43,610.68	1,527,673.40
: Reimbursement from Advance payment	-	-	-	-
Total	49,729.01	1,742,589.05	80,729.01	2,601,762.80
Less: Transfer to Birr account & other Expenditure	(28,000.00)	(1,137,384.70)	(31,000.00)	(981,543.70)
	21,729.01	605,204.35	49,729.01	1,620,219.10
Add: Gain on exchange	-	347,247.69	-	122,369.95
Ending Balance July 07, 2021	<u>21,729.01</u>	<u>952,452.04</u>	<u>49,729.01</u>	<u>1,742,589.05</u>

Prepared by : 
Mikias Tesfaye ,
Assistant Finance Officer, CDT-Africa
College of Health Sciences, Addis Ababa University

Checked by : 
Tesfaye Asefa,
Senior Finance Officer, CDT-Africa
College of Health Sciences, Addis Ababa University



CENTER FOR INNOVATIVE DRUG DEVELOPMENT AND THERAPEUTIC TRIALS FOR AFRICA (CDT- AFRICA),
ADDIS ABABA UNIVERSITY
AFRICA HIGHER EDUCATION CENTERS OF EXCELLENCE PROJECT (P151847-IDA57940)
STATEMENT OF DESIGNATED ACCOUNT-PRAZOPT EDCTP
FOR THE PERIOD ENDING July 07, 2021

NIMR-EDCTP Grant

Account Number **100171300042**
Depository Bank **National Bank of Ethiopia**
Related Credit and Grant **Prazopt-EDCTP**
Address **Addis Ababa**
Currency **Euro**

	<u>07-Jul-21</u>		<u>2020 (July 07, 2020)</u>	
	<u>Euro</u>	<u>Birr</u>	<u>Euro</u>	<u>Birr</u>
Balance Brought forward	83,595.80	3,309,566.08	-	-
Add: Transferred from EDCTP	9,020.20	430,180.55	88,089.38	2,836,777.54
: Reimbursement from Advance payment	-	-	-	-
Total	92,616.00	3,739,746.63	88,089.38	2,836,777.54
Less: Transfer to Birr account & other Expenditure	(5,000.00)	(215,640.50)	(4,493.58)	(154,645.50)
	87,616.00	3,524,106.13	83,595.80	2,682,132.04
Add: Gain on exchange	-	1,025,337.15	-	627,434.04
Ending Balance July 07, 2021	<u>87,616.00</u>	<u>4,549,443.28</u>	<u>83,595.80</u>	<u>3,309,566.08</u>

Prepared by :

Mikias Tesfaye ,
Assistant Finance Officer, CDT-Africa
College of Health Sciences, Addis Ababa University

Checked by :

Tesfaye Asefa,
Senior Finance Officer, CDT-Africa
College of Health Sciences, Addis Ababa University



CENTER FOR INNOVATIVE DRUG DEVELOPMENT AND THERAPEUTIC TRIALS FOR AFRICA (CDT- AFRICA),
ADDIS ABABA UNIVERSITY
AFRICA HIGHER EDUCATION CENTERS OF EXCELLENCE PROJECT (P151847-IDA57940)
STATEMENT OF DESIGNATED ACCOUNT-TAT SAFE- GRANT
FOR THE PERIOD ENDING July 07, 2021

TAT- Grant

Account Number **100171300041**
Depository Bank **National Bank of Ethiopia**
Related Credit and Grant **TAT-SAFE GRANT**
Address **Addis Ababa**
Currency **USD**

	<u>07-Jul-21</u>		<u>2020 (July 07, 2020)</u>	
	<u>USD</u>	<u>Birr</u>	<u>USD</u>	<u>Birr</u>
Balance Brought forward	25,000.00	876,042.50	-	-
Add: Transferred from TAT-SAFE	-	-	25,000.00	736,677.50
: Reimbursement from Advance payment	-	-	-	-
Total	25,000.00	876,042.50	25,000.00	736,677.50
Less: Transfer to Birr account & other Expenditure	(21,740.00)	(928,289.30)	-	-
	3,260.00	(52,246.80)	25,000.00	736,677.50
Add: Gain on exchange	-	195,143.03	-	139,365.00
Ending Balance July 07, 2021	3,260.00	142,896.23	25,000.00	876,042.50

Prepared by :

Mikias Tesfaye ,
Assistant Finance Officer, CDT-Africa
College of Health Sciences, Addis Ababa University

Checked by :

Tesfaye Asefa,
Senior Finance Officer, CDT-Africa
College of Health Sciences, Addis Ababa University



CENTER FOR INNOVATIVE DRUG DEVELOPMENT AND THERAPEUTIC TRIALS FOR AFRICA (CDT- AFRICA),
ADDIS ABABA UNIVERSITY
AFRICA HIGHER EDUCATION CENTERS OF EXCELLENCE PROJECT (P151847-IDA57940)
STATEMENT OF DESIGNATED ACCOUNT-IMPRESS- GRANT
FOR THE PERIOD ENDING July 07, 2021

IMPRESS- Grant

Account Number **100171300041**
Depository Bank **National Bank of Ethiopia**
Related Credit and Grant **IMPRESS GRANT**
Address **Addis Ababa**
Currency **USD**

	<u>07-Jul-21</u>		<u>2020 (July 07, 2020)</u>	
	<u>USD</u>	<u>Birr</u>	<u>USD</u>	<u>Birr</u>
Balance Brought forward	3,603.77	126,282.23	-	-
Add: Transferred from University of Sussex, Brighton-IMPRESS Project	75,396.66	3,005,594.45	35,603.77	1,145,291.39
: Reimbursement from Advance payment	-	-	-	-
Total	79,000.43	3,131,876.68	35,603.77	1,145,291.39
Less: Transfer to Birr account & other Expenditure	(72,000.00)	(2,899,476.30)	(32,000.00)	(1,049,119.40)
	7,000.43	232,400.38	3,603.77	96,171.99
Add: Gain on exchange	-	74,450.87	-	30,110.24
Ending Balance July 07, 2021	<u>7,000.43</u>	<u>306,851.25</u>	<u>3,603.77</u>	<u>126,282.23</u>

Prepared by :

Mikias Tesfaye ,

Assistant Finance Officer, CDT-Africa

College of Health Sciences, Addis Ababa University

Checked by :

Tesfaye Asefa,

Senior Finance Officer, CDT-Africa

College of Health Sciences, Addis Ababa University



CENTER FOR INNOVATIVE DRUG DEVELOPMENT AND THERAPEUTIC TRIALS FOR AFRICA (CDT- AFRICA),
ADDIS ABABA UNIVERSITY
AFRICA HIGHER EDUCATION CENTERS OF EXCELLENCE PROJECT (P151847-IDA57940)
STATEMENT OF DESIGNATED ACCOUNT-AHOP NC4: Ethiopia- GRANT
FOR THE PERIOD ENDING July 07, 2021

NIMR-EDCTP Grant

Account Number **100171300041**
Depository Bank **National Bank of Ethiopia**
Related Credit and Grant **AHOP NC4: Ethiopia GRANT**
Address **Addis Ababa**
Currency **USD**

	<u>07-Jul-21</u>		<u>2020 (July 07, 2020)</u>	
	<u>USD</u>	<u>Birr</u>	<u>USD</u>	<u>Birr</u>
Balance Brought forward	35,999.99	1,261,500.85	-	-
Add: Transferred from AHOP NC 4: Ethiopia Project	201,000.00	7,700,929.00	35,999.99	1,242,636.85
: Reimbursement from Advance payment	-	-	-	-
Total	236,999.99	8,962,429.85	35,999.99	1,242,636.85
Less: Transfer to Birr account & other Expenditure	(91,000.00)	(3,445,644.70)	-	-
	145,999.99	5,516,785.15	35,999.99	1,242,636.85
Add: Gain on exchange	-	882,861.61	-	18,864.00
Ending Balance July 07, 2021	<u>145,999.99</u>	<u>6,399,646.76</u>	<u>35,999.99</u>	<u>1,261,500.85</u>

Prepared by :

Mikias Tesfaye,

Assistant Finance Officer, CDT-Africa

College of Health Sciences, Addis Ababa University

Checked by :

Tesfaye Asefa,

Senior Finance Officer, CDT-Africa

College of Health Sciences, Addis Ababa University



CENTER FOR INNOVATIVE DRUG DEVELOPMENT AND THERAPEUTIC TRIALS FOR AFRICA (CDT- AFRICA),
ADDIS ABABA UNIVERSITY
AFRICA HIGHER EDUCATION CENTERS OF EXCELLENCE PROJECT (P151847-IDA57940)
STATEMENT OF DESIGNATED ACCOUNT-ClinOps-Wellcome Trust- GRANT
FOR THE PERIOD ENDING July 07, 2021

NIMR-EDCTP Grant

Account Number **100171300041**
Depository Bank **National Bank of Ethiopia**
Related Credit and Grant **ClinOps-Wellcome Trust GRANT**
Address **Addis Ababa**
Currency **USD**

	<u>07-Jul-21</u>		<u>2020 (July 07, 2020)</u>	
	<u>USD</u>	<u>Birr</u>	<u>USD</u>	<u>Birr</u>
Balance Brought forward	-	-	-	-
Add: Transferred from ClinOps Project	592,193.00	24,679,820.93	-	-
: Reimbursement from Advance payment	-	-	-	-
Total	592,193.00	24,679,820.93	-	-
Less: Transfer to Birr account & other Expenditure	(67,700.00)	(2,895,628.78)	-	-
	524,493.00	21,784,192.15	-	-
Add: Gain on exchange	-	1,206,014.42	-	-
Ending Balance July 07, 2021	<u>524,493.00</u>	<u>22,990,206.57</u>	<u>-</u>	<u>-</u>

Prepared by :

Mikias Tesfaye ,

Assistant Finance Officer, CDT-Africa

College of Health Sciences, Addis Ababa University

Checked by :

Tesfaye Asefa,

Senior Finance Officer, CDT-Africa

College of Health Sciences, Addis Ababa University



CENTER FOR INNOVATIVE DRUG DEVELOPMENT AND THERAPEUTIC TRIALS FOR AFRICA (CDT- AFRICA),
ADDIS ABABA UNIVERSITY
AFRICA HIGHER EDUCATION CENTERS OF EXCELLENCE PROJECT (P151847-IDA57940)
STATEMENT OF SOURCE OF FUND (CURRENT PERIOD)
FOR THE PERIOD ENDING JULY 07, 2021

SOURCE OF FUNDS

A. IDA Credit

	<u>Date</u>	<u>USD</u>	<u>Rate</u>	<u>ETB</u>
	22-12-20	1,153,450.46	38.8322	44,791,018.95
Total		<u>1,153,450.46</u>		<u>44,791,018.95</u>

B. Grant from Donors

1 Kings College London-ASSET

	<u>Date</u>	<u>USD</u>	<u>Rate</u>	<u>ETB</u>
	14-08-20	83,550.81	35.6127	2,975,469.93
Total		<u>83,550.81</u>		<u>2,975,469.93</u>

2 Karolinska Institute-PROFORMA

	<u>Date</u>	<u>Euro</u>	<u>Rate</u>	<u>ETB</u>
	02-10-20	22,143.58	43.2809	958,394.07
Total		<u>22,143.58</u>		<u>958,394.07</u>

3 National Institute for Medical Resemaliki (NIMR)- EXIT TB

	<u>Date</u>	<u>Euro</u>	<u>Rate</u>	<u>ETB</u>
	23-10-20	30,000.00	44.1881	1,325,643.00
	20-01-21	40,762.63	47.7728	1,947,344.97
	10-05-21	15,000.00	51.0247	765,370.50
Total		<u>85,762.63</u>		<u>4,038,358.47</u>

4 National Institute for Medical Research (NIMR)- EXIT TB-Node

	<u>Date</u>	<u>Euro</u>	<u>Rate</u>	<u>ETB</u>
	22-03-21	1,000.00	48.6382	48,638.20
Total		<u>1,000.00</u>		<u>48,638.20</u>

5 Prazopt-EDCTP

	<u>Date</u>	<u>Euro</u>	<u>Rate</u>	<u>ETB</u>
	28-12-20	9,020.20	47.6908	430,180.55
Total		<u>9,020.20</u>		<u>430,180.55</u>

6 IMPRESS Project

	<u>Date</u>	<u>USD</u>	<u>Rate</u>	<u>ETB</u>
	18-12-20	39,309.94	38.987401	1,532,592.38
	19-03-21	36,086.72	40.8184	1,473,002.07
Total		<u>75,396.66</u>		<u>3,005,594.45</u>

7 AHOP National Center 4: Ethiopia

	<u>Date</u>	<u>USD</u>	<u>Rate</u>	<u>ETB</u>
	04-08-20	70,000.00	35.3175	2,472,225.00
	02-09-20	27,000.00	36.2729	979,368.30
	10-02-21	71,000.00	39.6056	2,811,997.60
	23-06-21	33,000.00	43.5557	1,437,338.10
Total		<u>201,000.00</u>		<u>7,700,929.00</u>



8 **ClinOps Project- BILL & MELINDA Gates Foundation Fund**

	<u>Date</u>	<u>USD</u>	<u>Rate</u>	<u>ETB</u>
	16-04-21	592,193.00	41.6753	24,679,820.93
Total		592,193.00		24,679,820.93
Foreign Exchange Gain (Net) from all credit & grant				20,574,734.17
Grand Total Source of Fund (Current)				109,203,138.73

Prepared by :

Mikias Tesfaye ,

Assistant Finance Officer, CDT-Africa

College of Health Sciences, Addis Ababa University

Checked by :

Tesfaye Asefa

Senior Finance Officer, CDT-Africa

College of Health Sciences, Addis Ababa University



CENTER FOR INNOVATIVE DRUG DEVELOPMENT AND THERAPEUTIC TRIALS FOR AFRICA (CDT- AFRICA)
ADDIS ABABA UNIVERSITY
AFRICA HIGHER EDUCATION CENTERS OF EXCELLENCE PROJECT (P151847-IDA57940)
CONSOLIDATED INCOME STATEMENT / STATEMENT OF SOURCE & USES OF FUND/
FOR THE YEAR ENDED JULY 07,2021

SOURCES OF FUNDS

Foreign Exchange Gain/loss -WORLD BANK/IDA/ FUND	11,003,388.06
Income/ Current period deposit/ -IDA CREDIT	44,791,018.95
Foreign Exchange Gain/loss -ASSET PROJECT FUND	2,695,230.37
Income/ Current period deposit/ -ASSET PROJECT FUND	2,975,469.93
Foreign Exchange Gain/loss -ENDPOINT PROJECT FUND	1,940,362.65
Income/ Current period deposit/ -ENDPOINT PROJECT FUND	-
Foreign Exchange Gain/loss -PROFORMA PROJECT FUND	263,712.71
Income/ Current period deposit/ -PROFORMA PROJECT FUND	958,394.07
Foreign Exchange Gain/loss -EACCR-2 PROJECT FUND	96,296.47
Income/ Current period deposit/ -EACCR-2 PROJECT FUND	-
Foreign Exchange Gain/loss -TB NODE FUND	233,521.70
Income/ Current period deposit/ -TB NODE PROJECT FUND	48,638.20
Foreign Exchange Gain/loss -EXIT TB PROJECT FUND	611,167.44
Income/ Current period deposit/ EXIT TB PROJECT FUND	4,038,358.47
Foreign Exchange Gain/loss -IPV PROJECT FUND	347,247.69
Income/ Current period deposit/ IPV PROJECT FUND	-
Foreign Exchange Gain/loss -PRAZOPT PROJECT FUND	1,025,337.15
Income/ Current period deposit/ PRAZOPT PROJECT FUND	430,180.55
Foreign Exchange Gain/loss- VINS Bioproducts LTD-Clinical Study of TAT Safe Grant	195,143.03
Income/ Current period deposit/ VINS Bioproducts LTD-Clinical Study of TAT Safe Grant	-
Foreign Exchange Gain/loss -IMPRESS PROJECT FUND	74,450.87
Income/ Current period deposit/ -IMPRESS PROJECT FUND	3,005,594.45
Foreign Exchange Gain/loss -AHOP NC4: Ethiopia PROJECT FUND	882,861.61
Income/ Current period deposit/ -AHOP NC 4: Ethiopia PROJECT FUND	7,700,929.00
Foreign Exchange Gain/loss -ClinOps-BMG PROJECT FUND	1,206,014.42
Income/ Current period deposit/ -ClinOps BMG PROJECT FUND	24,679,820.93
GRAND TOTAL SOURCE OF FUND	109,203,138.73

USES OF FUNDS

1. EXPENDITURE CLASSIFICATION (IDA FUND)


Well functioning CDT-Africa Consortium	9,191,375.45
Learning excellence	4,365,888.33
Research Excellence	17,132,787.34
Quality Assurance	593,357.63
Strengthen education & research capacity	174,615.92
Adhere to best financial management practice	112,700.00
Ensure best procurement practice	-
Total Expenditure on IDA FUND	31,570,724.67

2. EXPENDITURE ON OTHER GRANTS



CDT-AFRICA-University of Sussex -BSMS (EndPoint project) Grant	5,502,520.41
CDT-AFRICA-King's College London (ASSET Project) Grant	8,232,740.80
CDT-AFRICA-EDCTP-EACCR-2 (Uganda Virus Rsearch Institute) Grant	228,438.63
CDT-AFRICA-EDCTP-EXIT-TB (TB-node) Grant	86,304.80
CDT-AFRICA-EDCTP-PROFORMA Grant	329,738.45
CDT-AFRICA-EDCTP-EXIT-TB Grant	3,104,992.08
CDT-AFRICA-King's College London (IPV Project) Grant	1,120,683.20
CDT-AFRICA-EDCTP Prazopt Grant	242,158.56
CDT-AFROCA-VINS Bioproducts LTD-Clinical Study of TAT Safe Grant	581,320.72
CDT-AFRICA-University of Sussex -BSMS (IMPRESS project) Grant	2,780,543.83
CDT-AFRICA-University of London-AHOP NC4: Ethiopia project Grant	3,364,095.94
ClinOps Project- BILL & MELLNDA Gates Foundation Fund	2,320,789.83
UHEP-Wellcome Trust Fund	391,530.00
Right Fund	591,600.00
Total Expenditure on other grants	28,877,457.25
GRAND TOTAL EXPENDITURE	60,448,181.92
EXCESS OF SOURCE OVER USE	48,754,956.81

Prepared by : 
Mikias Tesfaye ,
Assistant Finance Officer, CDT-Africa
College of Health Sciences, Addis Ababa University

Checked by : 
Tesfaye Asefa
Senior Finance Officer, CDT-Africa
College of Health Sciences, Addis Ababa Uni



ADDIS ABABA UNIVERSITY-CHS-CDT AFRICA

General Ledger Trial Balance

As of 7 Jul 2021

Account ID	Account Description	Debit Amt	Credit Amt
1489	Foreign Exchange Gain/loss		11,003,388.06
1489-02 ASSET	Foreign exch. Gain/loss-ASSET		2,695,230.37
1489-03 Endpoin	Foreign Exch.gain/loss-Endpoint		1,940,362.65
1489-04 PROFORM	Foreign Exch.gain/loss-PROFORM		263,712.71
1489-05 EACCR2	Foreign Exch.Gain/loss-EACCR2		96,296.47
1489-06 EXIT-TB	Foreign Exch. Gain/loss-EXIT-T		233,521.70
1489-06-02 EXTB	Foreign exch. gain/loss-EXITB		611,167.44
1489-07 IPV	Foreign exchange Gain/loss/IPV		347,247.69
1489-08 PP	Foreign exch. gain/Loss Prazop		1,025,337.15
1489-09 TAT Saf	Foreign exch.gain/loss TAT Saf		195,143.03
1489-10 IMPRESS	Foreign exch.gain/loss-IMPRESS		74,450.87
1489-11 AHOP	Foreign exch.gain/loss-AHOP		882,861.61
1489-12 ClinOPS	Foreign exch. gain/loss-Clinop		1,206,014.42
2014	IDA Grant		44,791,018.95
2399-02 ASSET	Grant from Kings' College Lond		2,975,469.93
2399-04 PROFORM	Grant from EDCTP-PROFORMA		958,394.07
2399-06 EXIT TB	Grant from NIMR		48,638.20
2399-06-02EXITB	Grant from NIMR-EDCTP EXIT TB		4,038,358.47
2399-08 PP	Grant from EDCTP-Prazopt		430,180.55
2399-10 IMPRESS	Grant from Un. of Suss IMPRESS		3,005,594.45
2399-11 NCAHOP	Grant from NCAHOP		7,700,929.00
2399-12 ClinOps	Grant from BILL & MILINDA GATE		24,679,820.93
4102	Cash at Bank US\$ IDA WB Grant	46,747,478.79	
4102-02 ASSET	Cash at Bank USD Kings' colleg	9,075,087.22	
4102-03 EndPOIN	Cash at Bank USD BSMS	7,256,505.61	
4102-04 PROFORM	Cash at Bank-EDCTP PROFORMA	1,154,712.01	
4102-05 EACCAR2	Cash at Bank USD UVRI Grant	466,595.21	
4102-06 EXIT TB	Cash at Bank USD NIMR	979,338.08	
4102-06-02EXITB	Cash at Bank EDCTP EXIT TB	3,070,124.42	
4102-07 IPV	Cash at Bank King's colle. Lon	952,452.04	
4102-08 Prazopt	Cash at bank USD Prazopt	4,549,443.28	
4102-09 TAT Saf	Cash at Bank USD -TAT	142,896.23	
4102-10 IPMPRES	Cash at Bank USD IMPRESS	306,851.25	
4102-11 NCAHOP	Cash at Bank USD-NCAHOP	6,399,646.76	
4102-12 ClinOPS	Cash at Bank USD Bill & Milind	22,990,206.57	
4103	Cash at Bank Birr Account	3,005,499.89	
4103-02 ASSET	Cash at Bank Birr Accout-ASSET	482,680.57	
4103-03 EndPoin	Cash at Bank Birr Acc-EndPoint	445,197.10	
4103-04 PROFORM	Cash at Bank birr account-PROF	98,687.15	
4103-05 EACCR2	Cash at Bank EACCR2	63,204.29	
4103-06 EXIT-TB	Cash at Bank birr acc EXTB nod	41,643.19	
4103-06-02 EXTB	Cash at Bank birr acc EXIT TB	392,801.06	
4103-07 IPV	Cash at Bank IPV Birr Account	175,804.91	
4103-08 Prazopt	Cash at BNE- Prazopt	110,900.33	
4103-09 TAT SAF	Cash at NBE-TAT SAFE	194,338.58	
4103-10 IMPRESS	Cash at Bank NBE-IMPRESS	98,114.34	
4103-11 AHOP NC	Cash at NEB-AHOP NC4	81,548.76	
4103-12 ClinOps	Cash at BNE-ClinOps	574,838.95	
4105-01 WB	Letter od Credit-WB	116,838.48	
4105-02 UE LTD	LC-Unique Enterprise LTD	3,557,431.98	
4105-03 Spot ME	LC-Spot Medical Equipment FZE	2,169,154.35	
4105-04 DAIHAN	LC-DAIHAN Scientific Group	5,137,958.02	
4105-05 BUCHI L	LC-BUCHI Laboratories AG	2,539,277.42	
4203-04 DrAnten	Advance to Staff	151,700.00	
4203-10 TASSIAN	Advance to staff-TASSIANA	240,259.80	



Account ID	Account Description	Debit Amt	Credit Amt
4203-100ruth	Advance-Ruth Tsigebrhan	3,150.00	
4203-107oliyad	Advance-Dr. Olyad Mose	45,500.00	
4203-11 DOROTHY	Advance-Dorothy	216,622.50	
4203-127Dawit G	Advance to staff- Dawit Getach	20,480.00	
4203-129 Lovnes	Advance to staff-Lovness	35,340.00	
4203-134 Hana A	Advance to staff-Hana Amanuel	20,957.00	
4203-135 Sophia	Advance to staff-Sophia	19,500.00	
4203-137 Violet	Advance to staff-Violet Dismas	20,000.00	
4203-138 HM Mek	Advance to staff-Hailemskel Me	7,000.00	
4203-139 Cather	Advance to staff-Catherine	43,595.00	
4203-145 Bibie	Advance to staff-Bibie N.Said	48,000.00	
4203-146 Melka	Advance to staff-Melka Gelete	39,100.00	
4203-147 Yitay	Advance to staff Yitayew Demis	42,924.00	
4203-148 Dagmaw	Advance to staff Dagmawi	43,160.00	
4203-149 Mekdel	Advance to Staff-Mekdelawit Ab	41,400.00	
4203-150 Bethel	Advance to Staff-Beth. W/Medhi	38,000.00	
4203-156 Michel	Advance to staff-Michele	152,630.00	
4210-13 UHEP	Advance to UHEP (WT)	391,530.00	
4210-15 Right F	Advance to Right Fund	591,600.00	
4252-01 EMI	Advance to consultant	17,895.00	
4253-02 ICL	Advance to Supplier-ICL	15,656.00	
4253-03 SEEDING	Advance to Supplier-SEEDING LA	1,130,584.30	
5028-01	Other Payable within the Gov't		983,130.00
5028-14 CBE	Payable to CBE		0.01
5061-01	Retention-payable		27,990.79
5061-02 Fasika	Retention payable-Fasika		80,842.35
5061-03 Tizita	Retention-Tizita Fanta		85,256.72
5601	Fund Balance		76,821,663.77
6113-02 ASSET	Wages to contract staff-ASSET	2,121,499.99	
6113-03 EndPoin	Salary Expense-EndPoint	660,000.00	
6113-06-02EXTB	Salary EXTB	1,370,400.00	
6113-07 IPV	Contracted Salary Expense	468,000.00	
6113-1.1	Wages to Cont.- Empl.center st	4,826,681.21	
6113-10 IMPRESS	Salary Expense-IMPRESS	1,012,800.00	
6113-13 UHEP	Salary Expense-UHEP	120,000.00	
6114-1.1	Wages to Cas.- Employment cent	10,720.00	
6114-1.2	Wages to Cas.- Employment cent	11,600.00	
6114-3.4 Lab re	Labor cost for Lab.equipments	4,880.00	
6116-02 ASSET	TOP up payment ASSET	605,479.11	
6116-02 OT ASET	OT payment ASSET	7,003.84	
6116-03 ENDPOIN	OT- Payments-Endpoint	70,407.13	
6116-04 PROFORM	Personnel cost-PROFORMA	306,224.00	
6116-05 EACCR2	Personnel cost EACCR2	228,256.64	
6116-06-02EXIT	Personnel cost-EXIT TB	726,552.79	
6116-07 IPV	Part time payment	36,300.62	
6116-08 Prazopt	Personnel Cost-Prazopt	153,359.93	
6116-1.1	Miscellaneous Payments- Em. CS	309,010.54	
6116-1.2	Miscellaneous Payments- Em. CS	376,409.53	
6116-1.3 Regu	Part-time Regularly update cent	68,923.07	
6116-10-IMPRESS	Payment to Staff	617,919.25	
6116-11 AHOP NC	Top up-AHOP NC4	2,853,993.03	
6116-12 ClinOps	Personnel Cost-ClinOps	1,655,700.75	
6116-2.1 LFU	Learning Facility Upgrade expe	1,239.56	
6116-2.4 MSc st	Part time payment Expense	2,600.00	
6116-3.2 CCPC	Labor cost-CCPC Expense	19,999.52	
6116-3.3 Prod d	Product development	28,323.07	
6116-4.1 QBM	Quality Bench Marking-expense	13,623.08	
6116-6.2 En.Tra	Personnel cost-Ensure Transpar	23,076.92	
6123-01-1.1	Commun. Allow-Employment of cen	2,000.00	



Account ID	Account Description	Debit Amt	Credit Amt
6123-02-02ASSET	Transport allowance-ASSET	187,700.00	
6123-02-03 Endp	Transport allowance Endpoint	60,000.00	
6123-02-06-02EX	Transport Allowance-EXTB	189,600.00	
6123-02-1.1	Transport Allow-Employment cen	343,016.67	
6123-03-02ASSET	Other Benefit-ASSET	3,033.33	
6123-03-1.1	other benefits	10,233.33	
6123-07 IPV	Transport Allowance Expense	36,000.00	
6123-10 IMPRESS	Transport cost-IMPRESS	87,333.35	
6123-3.5 Ethica	Ethical approval pay	88,000.00	
6131-01-03 EndP	Pension Contribution-EndPoint	72,600.00	
6131-01-1.1	11% Gov't pen. con.- Employm	499,916.41	
6131-02 ASSET	Pension contribution-ASSET	232,851.66	
6131-06-02EXTB	Pension cont. EXTB	150,744.00	
6131-07 IPV	Pension Contribution Expense	51,480.00	
6131-10 IMPRESS	11% Pension cont. IMPRESS	111,408.00	
6131-UHEP	11% Pnsion Cont.-UHEP	13,200.00	
6211-02 ASSET	Uniform Expenses-ASSET	15,286.80	
6211-1.1 Unifor	Uniform & clothing	3,821.70	
6211-2.4 Msc Ph	Uniform and Clothes Expense	6,399.89	
6212-02 ASSET	Office supplies-ASSET	115,034.97	
6212-03 ENDPOIN	Office Supplies-ENDPOINT	5,000.00	
6212-1.2	Office Supplies-Setting up cen	238,657.82	
6212-15 Right F	Office Supplies-Right Fund	140,000.00	
6212-2.4 MSc Su	Supplies-MSc student Suppo	4,985.98	
6212-3.4 Statio	Stationery-Research	4,999.91	
6213-02 ASSET	Printings-Asset Project	97,831.97	
6213-03 Endpoin	printings-Endpoint	56,208.60	
6213-07 IPV Pri	Printings-IPV	87,055.00	
6213-1.2	Printing-Setting up center off	236,442.62	
6213-11 AHOP NC	Printings-AHOP CN4 Ethiopia	12,349.99	
6213-3.1 In.Med	Initiate Medical discovery	25,699.15	
6213-3.3 Printi	Printing service for Research	2,990.23	
6214-02 ASSET	Medical Supplies Expense-ASSET	74,750.00	
6214-03 ENDPOIN	Medical Supplies	1,200.00	
6214-07 IPV	IPV-Medical supplies	5,175.00	
6214-3.4 R.Supp	Reagents & Supplies	108,847.68	
6217-02 ASSET	Fuel expense-ASSET	11,800.00	
6217-03 Endpoin	Fuel expense ENDPOINT	379,105.78	
6217-06-02EXITB	Fuel Expense EXIT TB	112,114.23	
6217-07 IPV	Fuel cost-IPV	10,800.00	
6217-1.2	Fuel and Lub. - Setting up cen	8,100.00	
6217-1.7 Fue,Lu	Fuel & Lubricants	226,729.75	
6217-10 IMPRESS	Fuel expense IMPRESS	56,950.00	
6217-3.1 IMD	Fuel cost-Initiate Medical Dis	49,874.31	
6217-3.4 R/C	Fuel for research	20,050.00	
6218-03 Endpoin	other materials & supplies	4,136.80	
6218-1.2	Other Materials & Sup.-Setting	19,272.79	
6218-12 ClinOps	Other materials-ClinOps	4,650.00	
6218-3.1t	Other Material	2,581.93	
6218-3.4 Lab su	Lab Supplies & equipments	18,064.23	
6219-02 ASSET	Miscellaneous Expense	2,070.00	
6219-1.2	Miscellaneous Equipment	4,600.00	
6223-02 ASSET	Access Data Expense-ASSET	227,799.90	
6223-03 ENDPT	Chemical purchases-ENDPOINT	212,973.10	
6223-06 TB node	Research cost Exit TB-bode	44,600.00	
6223-06-02 EXIT	Chemical Purchase Exit TB	54,400.00	
6223-07 IPV	Access Data Expense-IPV	13,440.00	
6223-08 Prazopt	Research cost-Prazopt	56,160.94	
6223-15 Right F	Right Fund Expenditure	91,600.00	



Account ID	Account Description	Debit Amt	Credit Amt
6223-2.3 Resear	Research cost post doc	70,449.99	
6223-2.4 MSc Ph	Chemicals for MSc r/ch	417,858.34	
6223-2.5 Resear	Research cost	628,757.93	
6223-3.1 PhD Rc	Purchases of Chemicals	388,218.01	
6223-3.2 Msc Rc	Msc Research Development	60,000.00	
6223-3.4 R. Sup	Lab. reagent & supplies	1,589,607.95	
6231-02 ASSET	Per Diem Expense-ASSET	17,100.00	
6231-03 EndPoin	Perdiem Expense-Endpoint	152,385.00	
6231-06-02EXITB	Perdiem Expense-EXIT TB	172,265.00	
6231-07 IPV	Perdiam Expense	20,900.00	
6231-1.2	Per diem- Setting up center of	21,690.00	
6231-10	Perdiem Expense-Impress	12,600.00	
6231-10 IMPRESS	Perdiem Expense-IMPRESS	198,245.00	
6231-2.4 P	Per diem-Dev't of curr.in Msc	2,700.00	
6231-2.5 A	Per diem- Enrolment of PhD,Msc	17,075.00	
6231-3.1 IMD	Perdiem-Initiate Medical Disco	31,800.00	
6231-3.4 R/ch	Perdiem for r/ch	87,314.97	
6231-4.1	Per diem- Quality Benchmarking	5,700.00	
6232-06-02EXTB	Transport cost EXTB	2,341.00	
6232-2.3PhD	Ongoing PhD Student suport	22,660.00	
6232-2.5 A	TF- Enrolment of PhD,Msc stude	48,818.00	
6232-2.5 P	TF- Enrolment of PhD,Msc stude	425,810.00	
6233-1.2	Official Ent. Setting up cent	6,546.92	
6241-02 ASSET	Maint.& rep. of Vehicle-ASSET	103,150.00	
6241-03Endpoint	Maint. & rep. of vehicle-ENDPO	83,657.95	
6241-1.7 Ment.	Maint. of Vehicle	901,784.24	
6244-3.4 Mint.	Research Center Bulg. Maint.	14,996.00	
6251-02 ASSET	Cont. professional fee ASSET	1,313,038.35	
6251-03 ENDPOIN	Contractual pay-ENDPOINT	306,438.47	
6251-04 PROFORM	Professional payment-PROFORMA	22,544.80	
6251-06 EXTB	Contracted prof Fee EXTB	41,600.80	
6251-06-02 EXTB	Contractual Fee-EXIT TB	59,862.11	
6251-07 IPV	Professional Expense-IPV	98,385.00	
6251-09 TAT Saf	Professiona payment-TAT Safe	579,000.00	
6251-1.3	Cont. proff.serv-Dev.cen. web	20,000.00	
6251-10 IMPRESS	Contractual pay-IMPRESS	64,800.00	
6251-11 AHOP NC	Professional cost-AHOP NC4	484,773.45	
6251-12 ClinOps	Professional payment-ClinOps	260,000.00	
6251-2.2 Dliver	Delivery of Short course	30,000.00	
6251-2.3 OPhD	Ongoing PhD/PD Student support	38,000.00	
6251-2.4 Msc	Msc Lecturer Fee expense	259,825.00	
6251-2.5 Pr. P	Professional fee	240,000.00	
6251-3.1 initia	Conduct Confermation Study	50,477.45	
6251-3.2	Conduct Confermation Study	3,450.00	
6251-3.3 PD	Professional-payment-product	15,000.00	
6251-3.4 R/c	Proff. payment	68,800.00	
6251-4.1 Qualit	Contracted professional Servic	298,077.90	
6251-4.3	Monitoring & Evalation	114,050.00	
6251-5.1 GA	Grant Application-Expense	151,539.00	
6252-3.4 Re.r/c	Rent for research	407,246.34	
6253-02 ASSET	Adverising Eaxpense ASSET	8,661.80	
6253-03 ENDPOIN	Advertising-ENDPOINT	3,450.00	
6253-1.1	Advertising-Employment of cent	20,880.55	
6253-1.2 Advert	Advertising-Setting up office	7,372.65	
6253-13 UHEP	Advertising Expense-UHEP	4,830.00	
6253-3.4 Advert	Advertising for proc. Euipment	3,450.00	
6253-4.1 Advert	Advertising Expense	3,876.65	
6254-03 Endpoin	Insurance Expense -Endpoint	117,967.89	
6254-3.4 Insura	Insurance for research	89,600.00	



Account ID	Account Description	Debit Amt	Credit Amt
6256-02 ASSET	Fees & cahrges-ASSET	26,914.52	
6256-03 Endpoin	Fess & charges-Endpoint	61,452.35	
6256-04 PROFORM	Fees & charges-PROFORMA	969.65	
6256-05 EACCR2	Fees & charges EACCR2	181.99	
6256-06 EXTBNOD	Fees & charges EXIT TB node	104.00	
6256-06-02EX TB	Fees & charges EXIT TB	7,151.72	
6256-07 IPV	Service charges-IPV	2,843.47	
6256-08 Prazopt	Sevice & charges-Prazopt	539.10	
6256-09 TAT SAF	Service Charges-TAT SAFE	2,320.72	
6256-1.2	Fees & Charges-Setting up cent	152,070.32	
6256-1.7 vehicl	Fees & Charges	100.00	
6256-10 IMPRESS	Service charge-IMPRESS	7,248.70	
6256-11 AHOP NC	Bank Service charge-AHOP	8,614.13	
6256-12 ClinOps	Service charges Expense-ClinOp	7,239.08	
6256-2.5 A	Fees & Charges-Enro. PhD,Msc	3,510.00	
6256-2.5 P	Fees & Charges-Enr.PhD,Msc	3,680.78	
6256-3.4 R/c	Fees & charges	681,814.32	
6258-02 ASSET	Telecommunication sharges-ASSET	179,340.87	
6258-03 ENDPOIN	Tele. Charges-Endpoint	113,700.30	
6258-06-02 EXIT	Telecom. Charges-EXIT TB	114,864.28	
6258-07 IPV	Communications-IPV	5,985.00	
6258-1.2	Setting up additional office	231,119.31	
6271-01 CHS Sup	Local training-CHS Support	13,880.00	
6271-02 ASSET	Local Training ASSET	1,369,405.64	
6271-03 ENDPOIN	Local Training-ENDPOINT	399,120.68	
6271-06-02 EXIT	local training-EXIT TB	5,492.00	
6271-07 IPV	Local Training/Workshop-IPV	280,269.11	
6271-1.6 Staff	Staff Development	306,747.04	
6271-10 IMPRESS	Local Training-IMPRESS	408,939.53	
6271-11 AHOP	AHOP-Training Expense	4,365.34	
6271-12 ClinOps	ClinOps-Local Training	43,200.00	
6271-2.2 Delvry	Delevry of Short Term Course	19,592.50	
6271-2.6 CHS Su	Local training-CHS Support	43,278.92	
6271-3.1 L. Tra	Local Training-Clinical Trial	13,000.00	
6271-3.3 Clinic	Support Clinical Trial	10,499.82	
6272-02 ASSET	External Training-ASSET	17,515.63	
6272-03 ENDPOIN	External Traning-End Point	2,152.00	
6313-02	Fixed Asset-ASSET project	570,696.63	
6313-03 Endpoin	Furniture & Fixture-Endpoint	4,050.00	
6313-07 IPV	Fixed ASSET-IPV	4,050.00	
6313-1.2	Fxed Assets-Setting up center	299,470.00	
6313-10 IMPRESS	Fixed Asset-IMPRESS	39,600.00	
6313-12 ClinOps	Fixed Asset-ClinOps	350,000.00	
6313-3.4 WB	Procurement of Medical Equipme	10,618,134.81	
6323-02 ASSET	Construction of Fence	499,804.79	
6323-3.4 Con	Const. of Rerearch area	1,110.00	
6324-1.2	Cons. Inf.-Setting up center	27,458.98	
6324-3.4 Cons	Renovation of R/ch center	2,623,957.64	
6412-10 IMPRESS	Gratitudes-IMPRESS	162,700.00	
6417-02 ASSET	Grants & Gratitudes-ASSET	424,971.00	
6417-03Stip.End	Stipend Payment-Endpoint	2,736,514.36	
6417-06-02 EXIT	Stipend Payment Exit TB	139,204.95	
6417-08 Prazopt	Stipend for PhD stud -Prazopt	32,098.59	
6417-13 UHEP	Stipend UHEP	253,500.00	
6417-15 Right F	Stipend Expense-Right Fund	360,000.00	
6417-2.3 PhD IN	Insentive for PhD students	238,527.54	
6417-2.3 PhD St	Stipend expense for PhD studen	124,228.37	
6417-2.3 post d	Stipend for post doctoral	180,000.00	
6417-2.4 Msc St	Stipend expense for Msc studen	1,204,534.45	



Account ID	Account Description	Debit Amt	Credit Amt
6417-2.5 CHS su	Stipend to CHS PhD program	45,000.00	
6417-2.5 P	Stipend for PhD Students	24,447.45	
6417-2.5 Stipen	Stipend & r/ch for Post doc	237,628.63	
6419-2.3 PhD	Miscellaneous Expense	10,400.00	
6419-4.1	Miscellaneous payments-Qual.Be	158,030.00	
6419-6.3 Mis	Miscellaneous pay-Audit fee	112,700.00	
	Total:	<u>187,202,022.36</u>	<u>187,202,022.36</u>



ADDIS ABABA UNIVERSITY
COLLEGE OF HEALTH SCIENCES
CDT-AFRICA

NBE-ACCOUNT 0100171040208 RECONCILIATION

JULY 07,2021

BALANCE ACCORDING TO CASH LEDGER RECORD ON JULY 07,2021

WORLD BANK FUND	3,005,499.89	
KINGS COLLEGE LONDON-ASSET	482,680.57	
UNIVERSITY OF SUSSEX LONDON (ENDPOINT PROJECT) FUND	445,197.10	
EDCTP-PROFORMA PROJECT FUND	98,687.15	
EDCTP-EACCR 2 PROJECT FUND	63,204.29	
EDCTP-EXIT TB-TB NODE FUND	41,643.19	
EDCTP-EXIT TB PROJECT FUND	392,801.06	
KINGS COLLEGE LONDON-IPV	175,804.91	
EDCTP- PRAZOPT PROJECT FUND	110,900.33	
TAT SAFE PROJECT FUND	194,338.58	
IMPRESS PROJECT FUND	98,114.34	
AHOP PROJECT FUND	81,548.76	
CLINOPS PROJECT FUND	574,838.95	
		5,765,259.12

ADD : OUTSTANDING DEPOSIT

ERROR IN TRANSACTION RECORDS, IF ANY

SUB TOTAL

LESS: ERROR IN TRANSACTION RECORDS, IF ANY

ADJUSTED BALANCE

-	-	
-	-	
-	-	
		5,765,259.12

BALANCE ACCORDING TO BANK ACCOUNT STATEMENT ON JULY 07, 2021

ADD: ADDITIONS IN THE LEDGER ACCOUNT (NOT ADDED BY BANK)

ERROR IN TRANSACTION RECORDS, IF ANY

SUB TOTAL

LESS: DEDUCTIONS IN THE LEDGER ACCOUNT (NOT DEDUCTED BY BANK)

ERROR IN TRANSACTION RECORDS, IF ANY (BANK ERROR)

ADJUSTED BALANCE

-	-	
-	-	
-	-	
		5,765,866.52
	607.40	
		5,765,259.12

Prepared by :

Mikias Tesfaye,

Assistant Finance Officer, CDT-Africa

College of Health Sciences, Addis Ababa University

Cheched by :

Tesfaye Asela,

Senior Finance Officer, CDT-Africa

College of Health Sciences, Addis Ababa University



ADDIS ABABA UNIVERSITY
COLLEGE OF HEALTH SCIENCES

CDT-AFRICA

CBE-ACCOUNT 1000274503177 RECONCILIATION

JULY 07,2021

BALANCE ACCORDING TO CASH LEDGER RECORD ON JULY 07,2021

WORLD BANK FUND	-	-
KINGS COLLEGE LONDON-ASSET	-	-
UNIVERSITY OF SUSSEX LONDON (ENDPOINT PROJECT) FUND	-	-
EDCTP-PROFORMA PROJECT FUND	-	-
EDCTP-EACCR 2 PROJECT FUND	-	-
EDCTP-EXIT TB-TB NODE FUND	-	-
EDCTP-EXIT TB PROJECT FUND	-	-
KINGS COLLEGE LONDON-IPV	-	-
EDCTP- PRAZOPT PROJECT FUND	-	-
TAT SAFE PROJECT FUND	-	-
IMPRESS PROJECT FUND	-	-
AHOP PROJECT FUND	-	-
CLINOPS PROJECT FUND	-	-
ADD : OUTSTANDING DEPOSIT	-	-
ERROR IN TRANSACTION RECORDS, IF ANY	-	-

SUB TOTAL

LESS: ERROR IN TRANSACTION RECORDS, IF ANY

ADJUSTED BALANCE

BALANCE ACCORDING TO BANK ACCOUNT STATEMENT ON JULY 07, 2021

ADD: ADDITIONS IN THE LEDGER ACCOUNT (NOT ADDED BY BANK)

SUB TOTAL

LESS: DEDUCTIONS IN THE LEDGER ACCOUNT (NOT DEDUCTED BY BANK)

BANK SERVICE CHARGE

ADJUSTED BALANCE

Prepared by :

Mikias Tesfaye ,

Assistant Finance Officer, CDT-Africa

Cheched by :


Tesfaye Asefa,


Senior Finance Officer, CDT-Africa



ADDIS ABABA UNIVERSITY
COLLEGE OF HEALTH SCIENCES
CDT -AFRICA
NBE-ACCOUNT 0100171300038 (USD) RECONCILIATION
JULY 07, 2021

BALANCE ACCORDING TO CASH LEDGER RECORD ON JULY 07, 2021	USD	EQUIVALENT
WORLD BANK FUND	1,066,485.65	39,523,527.06
ADD: FOREIGN EXCHANGE GAIN-WB	-	7,223,951.73
		<u>46,747,478.79</u>
BALANCE ACCORDING TO BANK ACCOUNT STATEMENT ON JULY 07, 2021	1,066,485.65	43.8332
		<u>46,747,478.79</u>
ADJUSTED BALANCE	1,066,485.65	<u>46,747,478.79</u>

Prepared by :

Mikias Tesfaye ,
Assistant Finance Officer, CDT-Africa
College of Health Sciences, Addis Ababa University

Cheched by :

Tesfaye Asefa,
Senior Finance Officer, CDT-Africa
College of Health Sciences, Addis Ababa University



ADDIS ABABA UNIVERSITY
COLLEGE OF HEALTH SCIENCES
CDT-AFRICA

NBEACCOUNT 0100171300041 (USD) RECONCILIATION

JULY 07,2021

BALANCE ACCORDING TO CASH LEDGER RECORD ON JULY 07,2021		USD	EQUIVALENT
KINGS COLLEGE LONDON-ASSET		207,036.84	7,862,547.83
ADD: FOREIGN EXCHANGE GAIN-ASSET		-	1,212,539.39
UNIVERSITY OF SUSSEX LONDON (ENDPOINT PROJECT) FUND		165,548.16	6,362,521.62
ADD: FOREIGN EXCHANGE GAIN-ENDPOINT		-	893,983.99
EDCTP-EACCR 02- PROJECT FUND		10,644.79	418,115.64
ADD: FOREIGN EXCHANGE GAIN-EACCR-02			48,479.57
IPV PROJECT FUND		21,729.01	795,750.51
ADD: FOREIGN EXCHANGE GAIN-IPV PROJECT		-	156,701.53
TAT SAFE PROJECT FUND		3,260.00	53,683.20
ADD: FOREIGN EXCHANGE GAIN-TAT PROJECT		-	89,213.03
UNIVERSITY OF SUSSEX LONDON (IMPRESS PROJECT) FUND		7,000.43	237,563.59
ADD: FOREIGN EXCHANGE GAIN-IMPRESS			69,287.66
UNIVERSITY OF LONDON (AHOP NC 4: ETHIOPIA PROJECT) FUND		145,999.99	5,829,900.61
ADD: FOREIGN EXCHANGE GAIN-UNIVERSITY OF LONDON (AHOP NC 4: ETHIOPIA PROJECT) FUND			569,746.15
CLINOPS-Wellcome Trust Project Fund		524,493.00	21,784,192.15
ADD: FOREIGN EXCHANGE GAIN-CLINOPS-Wellcome Trust Project Fund			1,206,014.42
ADJUSTED BALANCE		1,085,712.22	47,590,240.88
BALANCE ACCORDING TO BANK ACCOUNT STATEMENT ON JULY 07, 2021		1,085,712.22	47,590,240.88
ADJUSTED BALANCE		1,085,712.22	47,590,240.88

Prepared by :
Mikias Tesfaye ,
Assistant Finance Officer, CDT-Africa
College of Health Sciences, Addis Ababa University



Cheched by :
Tesfaye Asefa,
Senior Finance Officer, CDT-Africa
College of Health Sciences, Addis Ababa U

ADDIS ABABA UNIVERSITY
COLLEGE OF HEALTH SCIENCES

CDT-AFRICA

NBE-ACCOUNT 0100171300042 (EURO) RECONCILIATION
JULY 07, 2021

BALANCE ACCORDING TO CASH LEDGER RECORD ON JULY 07, 2021

	EURO	EQUIVALENT
PROFORMA PROJECT FUND	22,238.16	1,068,642.62
ADD: FOREIGN EXCHANGE GAIN-PROFORMA	-	86,069.39
EXIT TB NODE PROJECT FUND	18,860.70	905,880.40
ADD: FOREIGN EXCHANGE GAIN-EXIT TB NODE	-	73,457.68
EXIT TB PROJECT FUND	59,126.36	2,800,332.01
ADD: FOREIGN EXCHANGE GAIN-EXIT TB	-	269,792.41
PRAZOPT PROJECT FUND	87,616.00	4,220,261.20
ADD: FOREIGN EXCHANGE GAIN-PRAZOPT	-	329,182.08
ADJUSTED BALANCE	187,841.22	9,753,617.78

BALANCE ACCORDING TO BANK ACCOUNT STATEMENT ON JULY 07, 2021

	RATE	
ADJUSTED BALANCE	187,841.22	51.9248
	142,714.81	9,753,617.78

Prepared by :

Mikias Tesfaye,

Assistant Finance Officer, CDT-Africa

College of Health Sciences, Addis Ababa University



Cheched by :

Tesfaye Assefa,

Senior Finance Officer, CDT-Africa

College of Health Sciences, Addis Ababa University



National Bank of Ethiopia

Sudan Avenue P.O.Box:5550, Tel:+251-11 551 7430, Fax:+251-11 551 4588

Directorate / Department Office of the Governor

Work Unit

Print Date 08-Jul-2021

Print Time 09:04:15

User Id. 1/NBE570

STATEMENT OF ACCOUNT

A.A

Branch

Head Office Branch Addis Ababa

Account Number

0100171040208 ()

Period

Account Name

Statement

Currency

ETB

08-Jun-2021 - 07-Jul-2021

AAU - CDT -AFRICA PROJECT

Page

1 of 1

Date	Value	Transaction	Debit (ETB)	Credit (ETB)	Balance (ETB)
		Opening Balance			1,104,044.47 CR
14-Jun-2021	14-Jun-2021	To Cash Withdrawal Inst num 3440127 - Head Office Branch Addis Ababa	41,205.00		1,062,839.47 CR
24-Jun-2021	24-Jun-2021	Payment To:CBETETAA On 24-06-2021- On 24-06-2021-REF:0001REF175005467 - Head Office Branch Addis Ababa	98,842.60		963,996.87 CR
25-Jun-2021	25-Jun-2021	INWARD CLEARING Inst num 3440125 - Head Office Branch Addis Ababa	9,500.00		954,496.87 CR
25-Jun-2021	25-Jun-2021	1 FCTRAN 2021 1463 - Head Office Branch Addis Ababa		435,023.71	1,389,520.58 CR
25-Jun-2021	25-Jun-2021	1 FCTRAN 2021 1466 - Head Office Branch Addis Ababa		217,511.86	1,607,032.44 CR
25-Jun-2021	25-Jun-2021	1 FCTRAN 2021 1462 - Head Office Branch Addis Ababa		87,004.74	1,694,037.18 CR
25-Jun-2021	25-Jun-2021	1 FCTRAN 2021 1467 - Head Office Branch Addis Ababa		334,968.26	2,029,005.44 CR
25-Jun-2021	25-Jun-2021	1 FCTRAN 2021 1465 - Head Office Branch Addis Ababa		3,045,166.00	5,074,171.44 CR
26-Jun-2021	26-Jun-2021	Payment To: CBETETAA/(1000274503177) On 26-06-2021-REF:0001TRA1773504 - Head Office Branch Addis Ababa	1,170,000.00		3,904,171.44 CR
26-Jun-2021	26-Jun-2021	Payment To: CBETETAA/(1000274503177) On 26-06-2021-REF:0001TRA1774334 - Head Office Branch Addis Ababa	2,500,000.00		1,404,171.44 CR
30-Jun-2021	30-Jun-2021	1 FCTRAN 2021 1507 - Head Office Branch Addis Ababa		41,496.80	1,445,668.24 CR
30-Jun-2021	30-Jun-2021	1 FCTRAN 2021 1509 - Head Office Branch Addis Ababa		653,726.59	2,099,394.83 CR
01-Jul-2021	01-Jul-2021	Payment To: CBETETAA/(1000274503177) On 01-07-2021-REF:0001TRA1825345 - Head Office Branch Addis Ababa	750,000.00		1,349,394.83 CR
01-Jul-2021	01-Jul-2021	Payment To: CBETETAA/(1000274503177) On 01-07-2021-REF:0001TRA1826189 - Head Office Branch Addis Ababa	650,000.00		699,394.83 CR
02-Jul-2021	02-Jul-2021	1 FCTRAN 2021 1572 - Head Office Branch Addis Ababa		654,570.47	1,353,965.30 CR
07-Jul-2021	07-Jul-2021	PAYM TO:/0100171040208:->103 NAME:AA UNIVERSITY CDT AFRICA CENTE REFNUM:FT211888T1RZ - Head Office Branch Addis Ababa		4,411,901.22	5,765,866.52 CR
Total			5,219,547.60	9,881,369.65	
Closing Balance					5,765,866.52 CR



National Bank of Ethiopia

Sudan Avenue P.O.Box:5550, Tel:+251-11 551 7430, Fax:+251-11 551 4588
 Directorate / Department Foreign Exchange Monitoring and Reserve Management
 Work Unit Foreign Exchange

Print Date 08-Jul-2021
 Print Time 09:15:21
 User Id. 1/NBE1281

STATEMENT OF ACCOUNT

ADDIS ABABA UNIVERSITY-CDT-AFRICA
PROJECT
LETTER REF NO KHA6/7/10
DD 19/4/2009

Branch

Head Office Branch Addis Ababa

Account Number

0100171300038 ()

Period

Account Name

Statement

Currency

08-Jun-2021 - 07-Jul-2021

ADDIS ABABA UNIVERSITY-CDT-AFRICA
PROJECT

Page

1 of 1

Date	Value	Transaction	Debit (USD)	Credit (USD)	Balance (USD)
		Opening Balance			1,441,361.53 CR
15-Jun-2021	15-Jun-2021	Commercial Bank of Ethiopia	130,681.31		1,310,680.22 CR
15-Jun-2021		0001SNA21000903 Outward			1,310,680.22 CR
15-Jun-2021		Remittance - Head Office Branch			1,310,680.22 CR
15-Jun-2021		Addis Ababa			1,310,680.22 CR
25-Jun-2021	25-Jun-2021	1 FCTRAN 2021 1465 - Head	70,000.00		1,240,680.22 CR
25-Jun-2021		Office Branch Addis Ababa			1,240,680.22 CR
28-Jun-2021	28-Jun-2021	Commercial Bank of Ethiopia	116,578.70		1,124,101.52 CR
28-Jun-2021		0001SNA21000974 Outward			1,124,101.52 CR
28-Jun-2021		Remittance - Head Office Branch			1,124,101.52 CR
28-Jun-2021		Addis Ababa			1,124,101.52 CR
28-Jun-2021	28-Jun-2021	Commercial Bank of Ethiopia	57,615.87		1,066,485.65 CR
28-Jun-2021		0001SNA21000976 Outward			1,066,485.65 CR
28-Jun-2021		Remittance - Head Office Branch			1,066,485.65 CR
28-Jun-2021		Addis Ababa			1,066,485.65 CR
Total			374,875.88	0.00	
Closing Balance					1,066,485.65 CR





National Bank of Ethiopia

Sudan Avenue P.O.Box:5550, Tel:+251-11 551 7430, Fax:+251-11 551 4588

Directorate / Department Foreign Exchange Monitoring and Reserve Management

Work Unit Foreign Exchange

Print Date 08-Jul-2021

Print Time 09:15:41

User Id. 1/NBE1281

STATEMENT OF ACCOUNT

Addis Ababa University-Center for Innovative Drug Development and Therapeutic Trials for Africa REF NO KHA6/7/17DD 10/7/2010			Branch		Statement	Page
			Head Office Branch Addis Ababa			1 of 1
			Account Number		Currency	
			0100171300041 ()		USD	
			Period	08-Jun-2021 - 07-Jul-2021		
			Account Name	Addis Ababa University -Center for Innovative Drug		

Date	Value	Transaction	Debit (USD)	Credit (USD)	Balance (USD)
		Opening Balance			1,107,412.22 CR
23-Jun-2021	23-Jun-2021	ADDIS ABABA UNIVERSITY CENTER FOR		33,000.00	1,140,412.22 CR
23-Jun-2021		I 0001SWF21000738 Inward			1,140,412.22 CR
23-Jun-2021		Remittance Payment Disposal -			1,140,412.22 CR
23-Jun-2021		Head Office Branch Addis Ababa			1,140,412.22 CR
25-Jun-2021	25-Jun-2021	1 FCTRAN 2021 1463 - Head	10,000.00		1,130,412.22 CR
25-Jun-2021		Office Branch Addis Ababa			1,130,412.22 CR
25-Jun-2021	25-Jun-2021	1 FCTRAN 2021 1466 - Head	5,000.00		1,125,412.22 CR
25-Jun-2021		Office Branch Addis Ababa			1,125,412.22 CR
25-Jun-2021	25-Jun-2021	1 FCTRAN 2021 1462 - Head	2,000.00		1,123,412.22 CR
25-Jun-2021		Office Branch Addis Ababa			1,123,412.22 CR
25-Jun-2021	25-Jun-2021	1 FCTRAN 2021 1467 - Head	7,700.00		1,115,712.22 CR
25-Jun-2021		Office Branch Addis Ababa			1,115,712.22 CR
30-Jun-2021	30-Jun-2021	1 FCTRAN 2021 1509 - Head	15,000.00		1,100,712.22 CR
30-Jun-2021		Office Branch Addis Ababa			1,100,712.22 CR
02-Jul-2021	02-Jul-2021	1 FCTRAN 2021 1572 - Head	15,000.00		1,085,712.22 CR
02-Jul-2021		Office Branch Addis Ababa			1,085,712.22 CR
Total			54,700.00	33,000.00	
Closing Balance					1,085,712.22 CR





National Bank of Ethiopia

Sudan Avenue P.O.Box:5550, Tel:+251-11 551 7430, Fax:+251-11 551 4588

Directorate / Department Foreign Exchange Monitoring and Reserve Management
Work Unit Foreign Exchange

Print Date 08-Jul-2021

Print Time 09:15:57

User Id. 1/NBE1281

STATEMENT OF ACCOUNT

Addis Ababa University-Center for Innovative Drug Development and Therapeutic Trials for Africa
REF NO KHA6/7/17DD 10/7/2010

Branch

Head Office Branch Addis Ababa

Account Number

0100171300042 ()

Period

Account Name

Statement

Currency

EUR

08-Jun-2021 - 07-Jul-2021

Addis Ababa University -Center for Innovative Drug

Page

1 of 1

Date	Value	Transaction	Debit (EUR)	Credit (EUR)	Balance (EUR)
		Opening Balance			188,641.22 CR
30-Jun-2021	30-Jun-2021	1 FCTRAN 2021 1507 - Head	800.00		187,841.22 CR
30-Jun-2021		Office Branch Addis Ababa			187,841.22 CR
Total			800.00	0.00	
Closing Balance					187,841.22 CR



7 July 2021
16:9:23

Account Statement

Account : 1000274503177

Customer : 1037787303

AA University CDT Africa Center B


Currency : ETB

Book Date	Reference	Descript	Value Date	Debit	Credit	Closing Balance
		Balance at Period Start				4,411,921.22
07 JUL 21	FT211888T1RZ	Outward MT103	07 JUL 21	4,411,921.22		0.00
		CDT.0864.21				
		Balance at Period End				0.00

COMMERCIAL BANK OF ETHIOPIA
AA University CDT Africa Center B
7 July 2021 16:9:23



ADDIS ABEBA UNIVERSITY
COLLEGE OF HEALTH SCIENCE
SALARY EXPENDITURE REPORT
FROM TIR2013-SENE2013

	ACCOUNT COD	DESCRIPTION	TOTAL
program 1 (10071005)	2111101	Salaries toPermanetstaff	9,252,757.40
	2111201	Allowance to Permanetstaff	20,680.00
	2121101	Pention Contribution to PermanetStaff	1,007,442.45
program 2 (10071006)	2111101	Salaries toPermanetstaff	80,495,163.51
	2111201	Allowance to Permanetstaff	25,197,919.25
	2121101	Pention Contribution to PermanetStaff	8,555,012.96
		TOTAL	124,528,975.57


ADDIS ABEBA UNIVERSITY COLLEGE OF HEALTH SCIENCES

ADDIS ABEBA UNIVERSITY COLLEGE OF HEALTH SCIENCES									
Expenditure Account cod	ADMIN- STAFF SALARY DATA FROM TIR 2013 -TO-SENE 2013E.C								
	Description	Tir -2013	Yeksaatit-2013	Megabit-2013	Miyazia-2013	Ginbot-2013	Sene -2013	TOTAL	
program 1 (10071005)	2111101	Salaries toPermanentstaff	1,489,094.20	1,491,453.50	1,544,160.00	1,523,806.00	1,540,905.50	1,663,338.20	9,252,757.40
	2111201	Allowance to Permanentstaff	3,280.00	3,280.00	4,280.00	3,280.00	3,280.00	3,280.00	20,680.00
	2121101	Pention Contribution to PermanetStaff	163,800.38	162,943.42	167,954.19	167,618.71	169,499.65	175,626.10	1,007,442.45
	TOTAL		1,656,174.58	1,657,676.92	1,716,394.19	1,694,704.71	1,713,685.15	1,842,244.30	10,280,879.85
program 2 (10071006)	TEACHING-STAFF SALARY DATA FROM TIR 2013-TO-SENE 2013E.C								
	Expenditure Account cod	Description	Tir -2013	Yeksaatit-2013	Megabit-2013	Miyazia-2013	Ginbot-2013	Sene -2013	TOTAL
	2111101	Salaries toPermanentstaff	13,067,591.57	12,428,363.26	11,756,221.47	14,380,394.81	14,425,492.16	14,437,100.24	80,495,163.51
	2111201	Allowance to Permanentstaff	3,839,768.29	3,790,959.67	3,784,562.18	4,467,168.67	4,536,983.91	4,778,476.53	25,197,919.25
	2121101	Pention Contribution to PermanetStaff	1,286,202.36	1,278,832.95	1,271,077.77	1,564,813.15	1,577,063.10	1,577,023.63	8,555,012.96
	TOTAL		18,193,562.22	17,498,155.88	16,811,861.42	20,412,376.63	20,539,539.17	20,792,600.40	114,248,095.72
	GRAND TOTAL	19,849,736.80	19,155,832.80	18,528,255.61	22,107,081.34	22,253,224.32	22,634,844.70	124,528,975.57	

ADDIS ABEBA UNIVERSITY
COLLEGE OF HEALTH SCIENCE
SALARY EXPENDITURE REPORT
FROM TIR2013-SENE2013

ADMIN&ACADAMIC STAFF -2013				
MONTH		SALARY	ALLOWANCE	PENSION CONTRIBUTION
TIR-2013	PROGRAM-COD	2111101	2111201	2121101
PV-5060&INV-1004	10071005	1,489,094.20	3,280.00	163,800.38
	SUB-TOTAL	1,489,094.20	3,280.00	163,800.38
YEKATIT-2013				
5143&INV-1229	10071005	10,150.00		231.50
5255	10071005	2,104.50		162711.92
PV-5229&INV-1229	10071005	1,479,199.00	3,280.00	
	SUB-TOTAL	1,491,453.50	3,280.00	162,943.42
MEGABIT-2013				
5282	10071005	18,222.00		1,024.65
PV-5398&INV-1425	10071005	1,514,742.00	4,280.00	307.89
PV-3595&INV-5327	10071005	11,196.00		166,621.65
	SUB-TOTAL	1,544,160.00	4,280.00	167,954.19
MIYAZIYA-2013				
PV-3764&INV-5576	10071005	4,724.00		272.64
PV-3746&INV-5587	10071005	2,478.50		519.64
PV-5550&INV-1548	10071005	1,516,603.50	3,280.00	166,826.43
	SUB-TOTAL	1,523,806.00	3,280.00	167,618.71
GINBOT-2013				
PV-3795&INV-5642	10071005	7,071.00		777.81
PV-5785&INV-1816	10071005	1,533,834.50	3,280.00	168,721.84
	SUB-TOTAL	1,540,905.50	3,280.00	169,499.65
SENE-2013				
PV-3925&INV-5857	10071005	22,851.00		1,739.10
PV-4032&INV-6005	10071005	66,737.70		2,513.61
PV-4113&INV-6140	10071005	15,810.00		171,373.39
PV-6051&INV-1989	10071005	1,557,939.50	3,280.00	
	SUB-TOTAL	1,663,338.20	3,280.00	175,626.10
GRAND TOTAL		9,252,757.40	20,680.00	1,007,442.45
TEACHING STAFF2013				
TIR-2013	PROGRAM-COD	2111101	2111201	2121101
PV-3407&INV-5083	10071006	1,374,846.00		
PV-3423/13& INV-5073	10071006	133,343.95	58,788.92	14,667.83
PV-5060&INV-1004	10071006	11,557,421.62	3,780,979.37	1,271,316.73
1016	10071006	1,980.00		217.80
	SUB-TOTAL	13,067,591.57	3,839,768.29	1,286,202.36
YEKATIT-2013				
PV-3530&INV-5227	10071006	802,612.80		9,668.84
5255	10071006	87,898.52	27,793.19	1269164.11
PV-5229&INV-1229	10071006	11,537,851.94	3,763,166.48	
	SUB-TOTAL	12,428,363.26	3,790,959.67	1,278,832.95
MEGABIT-2013				
PV-3595&INV-5327	10071006	37,429.00		1,243.55

አዲስ አበባ ዩኒቨርሲቲ
ADDIS ABABA UNIVERSITY
 ኢኮኖሚክስ ፋኩልቲ
FACULTY OF MEDICINE
 ብድርና ክፍል
FINANCE OFFICE

PV-3618&INV-5342	10071006	174,849.03	9,219.90	1,269,834.22
PV-5398&INV-1425	10071006	11,543,943.44	3,775,342.28	
	SUB-TOTAL	11,756,221.47	3,784,562.18	1,271,077.77
MIYAZIYA-2013				
PV-3764&INV-5576	10071006	66,921.37		7,361.35
PV-3747&INV-5582	10071006	154,825.00	630,450.00	290,368.93
PV-3771&INV-5597	10071006	2,639,717.50	71,010.89	1,267,082.87
PV-5550&INV-1548	10071006	11,518,930.94	3,765,707.78	
	SUB-TOTAL	14,380,394.81	4,467,168.67	1,564,813.15
GINBOT-2013				
PV-3790&INV-5644	10071006	271,320.00		207,672.85
PV-3822&INV-5674	10071006	248,710.00	62,583.40	13,679.05
PV-3827&INV-5703	10071006	248,710.00	59,400.00	29,845.20
PV-3851&INV-5736	10071006	124,355.00	59,400.00	27,358.10
PV-3860&INV-5750	10071006	9,240.00	64,800.00	27,358.10
PV-3881&INV-5784	10071006	88,559.90	29,700.00	1,016.40
5800	10071006	1,887,935.00	450,900.00	1,270,133.40
PV-5785&INV-1816	10071006	11,546,662.26	3,810,200.51	
	SUB-TOTAL	14,425,492.16	4,536,983.91	1,577,063.10
SENE-2013				
PV-4088&INV-6084	10071006	291,376.94	10,800.00	23,254.39
PV-3925&INV-5857	10071006	211,403.50	340,090.42	21,140.35
PV-3955&INV-5894	10071006	5,160.83	50,490.00	226,776.11
5928	10071006	192,185.00	45,900.00	32,051.46
PV-6051&INV-1989	10071006	11,532,818.97	3,837,731.51	1,268,827.12
PV-4006&INV-5954	10071006	11,684.00		4,974.20
PV-4005&INV-5964	10071006	80,509.00		
PV-4083&INV-6082	10071006	2,061,601.00	493,464.60	
6175	10071006	45,220.00		
1989	10071006	5,141.00		
	SUB-TOTAL	14,437,100.24	4,285,011.93	1,577,023.63
GRAND TOTAL		80,495,163.51	24,704,454.65	8,555,012.96
GRAND OF GRAND TOTAL		89,747,920.91	24,725,134.65	9,562,455.41

